

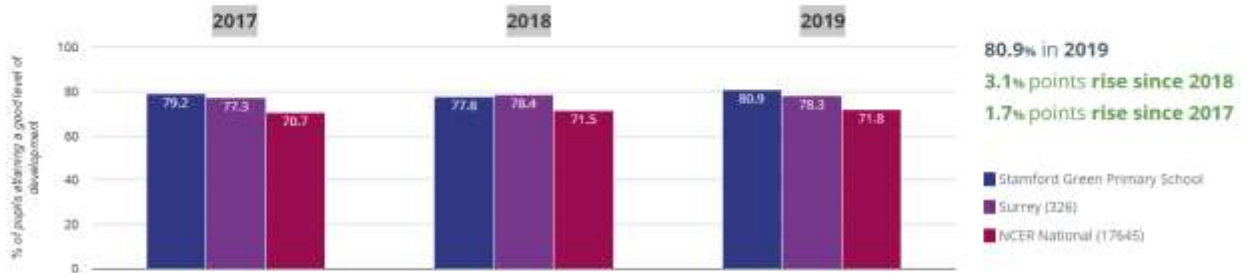


Stamford Green Primary School – Achievement & Attainment Information

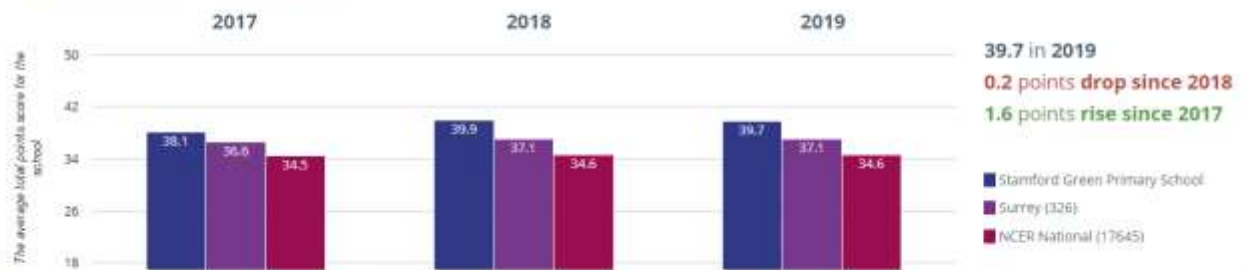
Results – 2019

End of Early Years Foundation Stage (EYFS)

★ Good Level Of Development

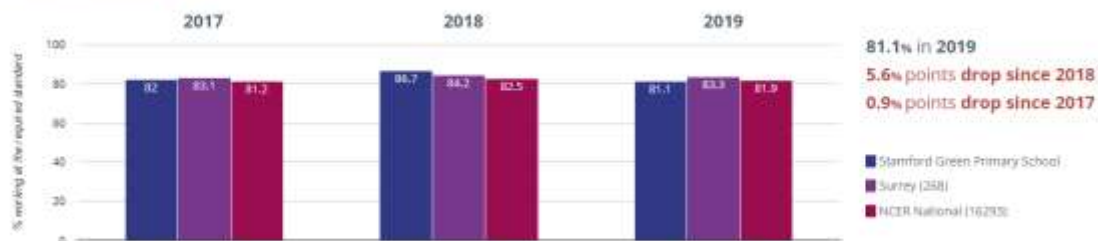


📈 Average Total Points Score



Phonics Screening Test

📊 Year 1: Working At

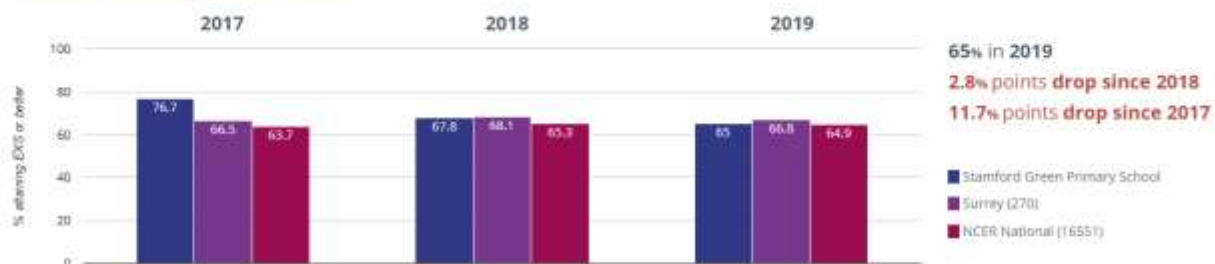


📊 Year 2: Working At



End of KS1 Assessment (Classroom evidence + tests)

RWM - attaining EXS or better



RWM - attaining GDS



Working at the Expected Standard or above

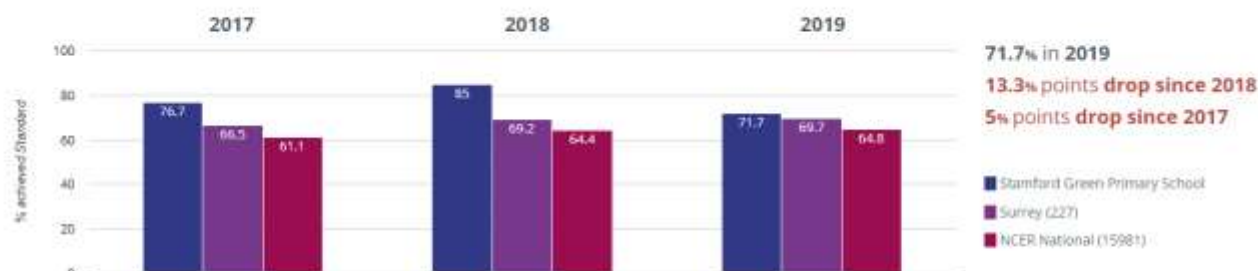
	Reading	Writing	Maths
Stamford Green Primary School	76.7%	66.7%	72.5%
Surrey	78.4%	71.4%	78%
National	75.4%	69.9%	76.1%

Working at Greater Depth

	Reading	Writing	Maths
Stamford Green Primary School	21.7%	13.3%	16.7%
Surrey	30.4%	17%	23.8%
National	25.6%	15.9%	21.8%

End of KS2 National Curriculum Tests

RWM - achieved standard



RWM - high attainers



Reading

	% achieved the expected standard	% achieved the 'high' score	Average scaled score
Stamford Green Primary School - 2019	86.5%	41.7%	106.9
Surrey	78.7%	34.6%	106
National	73.2%	26.9%	104.4

Maths

	% achieved the expected standard	% achieved the 'high' score	Average scaled score
Stamford Green Primary School - 2019	81.7%	36.7%	106.5
Surrey	82.4%	32.5%	106.1
National	78.7%	26.6%	105

Writing

	% achieved the expected standard	% achieved greater depth
Stamford Green Primary School - 2017	80%	20%
Surrey	80.3%	22.9%
National	78.5%	20.2%

Grammar, Punctuation and Spelling (GPS)

	% achieved the expected standard	% achieved the high standard	Average scaled score
Stamford Green Primary School - 2019	86.7%	48.3%	108.8
Surrey	82%	41.9%	107.5
National	78%	35.7%	106.3

