



# Stamford Green

## Primary School and Nursery



8 June 2026

### For your information:

#### Conservation Evening – Thursday 11 June 2026 6.00pm – 8.00pm

We invite you to join us and the Mayor and MP of Epsom to our Conservation Evening taking place in the school Hall. We kindly request donations of cakes to help raise money for the school conservation efforts. Please see the [letter](#) for more information.

#### Academic Year Transition/SEND Coffee Morning – Wednesday 10 June – 8.50am – 9.50am

We invite families of children who are nervous about the transition into the new academic year to join us for a supportive coffee morning.

All families are welcome.

### Coming up soon:

June		
w/b Monday 8.6.26	-	Y5 Bikeability Level 2 Training – See message from SCC for details
w/b Monday 8.6.26	-	Y4 Multiplication Tables Check – DfE requirement
w/b Monday 8.6.26	-	Y1 Phonics Screening Check – DfE requirement
Wednesday 10.6.26	8.50am – 9.50am	Coffee morning for families whose children have a Special Educational Need or Disability (SEND) – Transition Focus
Thursday 11.6.26	8.35am – 9.00am	Second Hand Uniform Sale
Thursday 11.6.26	All day	YR Visit to Godstone Farm
Thursday 11.6.26	6.30pm	Conservation Evening
Saturday 13.6.26	4.00pm – 10.30am (Sun)	PTA Y2 Big Camp
w/b Monday 15.6.26	-	Y5 Bikeability Level 2 Training – See message from SCC for details
Monday 15.6.26 – Friday 19.6.26	All week	Y6 Residential Visit – PGL Windmill Hill
Tuesday 16.6.26	9.30am – 11.00am	Welcome meeting for September 2026 – new YR (Reception) Parents/Carers

### Reminders:

#### Welcome meeting for new September 2026 on Tuesday 16 June

Welcome meeting for September 2026 – new YR (Reception) Parents/Carers only at 9.30am - 11.00am in the school hall.

Please note this is for adults only.

#### Second Hand Uniform Shop

Our Second-Hand Uniform Shop will be open on Thursday 11 June between 8.35am – 9.00am in the Club House.

Please enter and exit via the South Gate.

All items are priced at £1 each.

#### Y6 Hoodies – Coming Soon

Children are allowed to wear their hoodies to and from school and in the playground. However, they should still have full school uniform and a coat in school. They must keep the 'hood' down in school and refusal to comply with this will mean the privilege of wearing a hoodie instead of a school jumper/cardigan is revoked.



## Year 1 Weekly Information w/b 8.6.26

### After School Clubs

Please could we ask that you email the office as soon as possible if your child is unable to attend an after school club.





### Library Books

If your child has taken a library book out and is finished with it, please return it in their school bag, thank you.




### Rain Jackets

Due to the ever-changing weather, please can you ensure your child comes to school this week with a rain jacket.

Check how speedily you know your sounds by using the Speed minutes videos:

 Set 3 Speed Minutes with Zain (14)	<a href="https://tinyurl.com/3w522vwp">https://tinyurl.com/3w522vwp</a>	 Set 3 Speed Minutes with Nell (15)	<a href="https://tinyurl.com/4kjcntvb">https://tinyurl.com/4kjcntvb</a>
 Set 3 Speed Minutes with Joshua (16)	<a href="https://tinyurl.com/5n6w227a">https://tinyurl.com/5n6w227a</a>	 Set 3 Speed Minutes with Maya (17)	<a href="https://tinyurl.com/3xa37f7x">https://tinyurl.com/3xa37f7x</a>

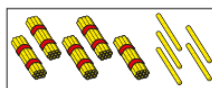
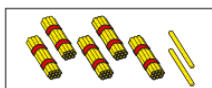
### Talk through Stories

		
1S	1MV	1M

In maths this week we will be continuing our learning about numbers to 100 in our Place value topic. We will start by comparing numbers with the same base 10. The children will use the terms "greater than", "less than" and "equal to" alongside the corresponding inequality symbols  $>$ ,  $<$  and  $=$  which they were introduced to earlier in the year. Children will need to practise using the words "fewer" and "less" accurately. Fewer is used when talking about a number of objects, whereas less is used when talking about values. Children use their understanding of the values of the digits in a 2-digit number to compare numbers with the same number of tens but a different number of ones. Encourage them to notice that when the tens digit is the same, they only need to compare the number of ones to decide which number is greater.

#### Example:

Complete the sentences to compare the numbers.



There are \_\_\_\_\_ tens in each number.

2 ones is \_\_\_\_\_ than 5 ones.

So 52 is \_\_\_\_\_ than 55

Write  $<$ ,  $>$  or  $=$  to compare the numbers.

58 ○ 55

93 ○ 97

80 ○ 8 tens

In art, we will be starting to create our papier mâché animals ready for our welcome to year 2 parents meeting. We will use our designs to follow, thinking about the different features of our sculptures.

In computing, we will be recapping how to login to Mylogin, where we will complete another simple task on Purple Mash. We will be combining our learning from maths, by labelling 2D shapes and comparing length and height.

In PSHE, we will be talking about steps to success. We will be looking at different scenarios that require us to take multiple steps in order to reach the end goal.

In geography, we will be learning about maps and aerial photographs. We will be looking at different examples of each and seeing if we can solve where these examples are from.

## September 2026

As we all know, change is a part of life, so it is vital to equip our children to deal with transitions in a positive way. The ability to work with different people effectively is a life skill, not just for now, but for secondary school and beyond. Being part of a new class with some familiar faces and some less-familiar ones is an opportunity to develop this skill whilst in the familiar setting of Stamford Green. Therefore, we will be mixing the Y1 classes to benefit the children educationally and socially at the start of Y2.

The process of creating new class mixes for Y2 is very complex. Experience has shown us that the class groups which best support learning for every child have a broad range of strengths - not only academic, but also social, emotional, creative and cultural too.

As you can imagine, getting the balance right is a complex job! In order to achieve this, teachers spend a considerable amount of time to ensure that the new classes will learn well together and meet the educational needs of all 90 children. In the past, we have asked children to list friends as part of this process, however we have found that each year ensuring specific friendships remain together has resulted in the classes becoming imbalanced in the aspects that make the real difference to effective learning.

In order to make this year's groupings as strong as possible, we will use our professional judgement and knowledge of the children to plan the new Year 2 classes. Children in Year 1 have always been used to working with others across the year group in their Read Write Inc groups. In addition, they have been spending time this term learning in a range of groupings to help us to understand combinations that work well. Once the classes are finalised, a series of transition activities is planned to help children to get to know their new classmates with the support of their existing teachers before 'Meet the Teacher' morning in July.

Have a fantastic week,

Mrs Smith, Miss Marcazzo, Mrs Vidal, Mrs Blackler and Mrs Miller  
Y1 Class Teachers



## Year 2 Weekly Information w/b 8.6.26

### Science

In science this week we will be learning about microhabitats (please see below). It would be great for the children to explore any microhabitats they can find and see what creatures are living there.

### Writing

When your child is practising their spellings or writing at home, please remind them to use the 'nip, flip and grip' to hold the pencil correctly.

### Names

Please ensure all uniform and PE kit – including shoes – are named. This will help us to get any items back to their owner.

## Victorian Day

On Tuesday 16 June the children will be taking part in a Victorian Day at school. They are invited to come dressed in Victorian attire – this can be homemade – there is no expectation for costumes to be bought. The children can decide if they would like to be a rich or poor Victorian child. The children will take part in a range of Victorian school activities.

In English this week, we will be focusing on the setting and characters in the story 'The Owl Who Was Afraid of the Dark'. We will be thinking about how to describe the setting using our senses and appropriate adjectives. We will be thinking about some different settings that Plop the barn owl can visit to overcome his fear of the dark.

In reading, we will be continuing to read the book 'The Dragonsitter' by Josh Lacey. We will be practising how to read fluently and highlighting punctuation in the text that will help us to read with expression.

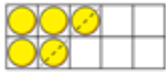
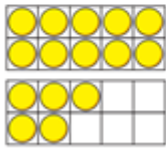

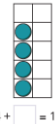

The Spelling Quiz assignment will be set on Tuesday. This week's assignment will be to spell words ending in '-ful' and '-less' e.g careful, playful, wonderful, thankful, careless, spotless, helpful, homeless, useless and hopeless.

This week's Spelling Quiz words are below. This will take place on Tuesday 10 June.

<b>For review:</b>	full, no, push
<b>Might be new:</b>	after, find, hour
<b>Can you do?</b>	continue, complete

### This week in Fluency Bee

Below you will find some examples of how we will be exploring adding through ten.

<b>w/b</b> <b>8.6.26</b>	<p>Subtract 2 from an odd number Subtract 2 on a number line</p> <p>1</p>  <p>2 less than 5 is <input type="text"/></p> <p>2</p>  <p>2 less than 15 is <input type="text"/></p> <p>Use the number line to complete the sentences.</p>  <p>1 2 less than 6 is <input type="text"/></p> <p>2 2 less than 16 is <input type="text"/></p>
<b>w/b</b> <b>15.6.26</b>	<p>Bonds to 10 Add from 10</p> <p>Circle the addition that is <b>not</b> a bond to 10</p> <p>1</p> <p style="text-align: center;"> <span style="margin-right: 20px;"><b>4 + 7</b></span> <span style="margin-right: 20px;"><b>6 + 4</b></span> <span><b>4 + 6</b></span> </p> <div style="display: flex; justify-content: space-around; align-items: flex-start;"> <div style="text-align: center;"> <p>Use the ten frames to complete the calculations.</p> <p>1</p>  <p>4 + <input type="text"/> = 10</p> </div> <div style="text-align: center;"> <p>3</p>  <p>7 + <input type="text"/> = 10</p> </div> </div> <p style="text-align: right;">Complete the calculations.</p> <p>1 <b>10 + <input type="text"/> = 11</b></p> <p>2 <b>10 + <input type="text"/> = 14</b></p>

In maths this week, we will be continuing our unit on fractions. We will be exploring to find that one half and two quarters are equivalent; recognizing and finding three quarters and counting in

fractions up to one whole, focusing on halves, thirds and quarters.

In science this week, we will be learning about food chains. We will know that a food chain shows how each living thing gets its food and every plant and animal has an important job; that a food chain starts with plants, which make their own food, and then animals eat those plants; that other animals, or decomposers, eat those animals. We will also know that a food chain can be:

- Grass → Rabbit → Fox → Decomposers
- Leaves → Caterpillar → Bird → Hawk → Decomposers
- Algae → Small Fish → Big Fish → Shark → Decomposers

Lastly, that animals can be classified into herbivores, carnivores and omnivores.

In PSHE this week, we will continue to explore this half terms theme 'Dreams and Goals.' We will talk about the different goals and challenges we set ourselves at the end of last session, and in small groups, talk about the steps we need to take in order to achieve these goals.

We will continue to talk about the Zones of Regulation, and use magazines and newspapers to create collages of the four different zones, and act out these different emotions as a class. We will continue to talk about and explore the different emotions we have been learning about.

Have a lovely week ahead!

Mrs Jayasuriya, Mrs Williams, Mr Martin and Miss Ozyakup  
Y2 Class Teachers



### Year 3 Weekly Information w/b 8.6.26

#### September 2026

Please see below for a message about the next academic year and the children's Year 4 classes.

#### Golden Hinde

We had a fabulous time on our Golden Hinde residential. We have a very small amount of unclaimed clothing (mostly socks and underwear), so let us know if you're missing anything.

If any belongings which don't belong to your child have made their way home to you, please could you send them back into school.

#### One Minute Read

This week, our One Minute Read is the seventh text in the Summer booklet 'Landmarks of the British Isles': Big Ben.

#### DT Ingredients/Equipment

A sticker will be appearing in journals early this week with details about next week's project.

In English this week, we are continuing our work on free verse poetry by looking at poems by Angela McAllister. We will be writing descriptive ideas using different senses and featuring alliteration, onomatopoeia and personification. During our English lessons, we will also be writing drafts and final versions of our 'All About Me' pages that accompany our end of year reports.

These are the Spelling Quiz words for the quiz on Tuesday 16 June. We would appreciate it if you could please help your child to practise them at home.

<b>For review:</b>	both, class, most
<b>Might be new:</b>	often, suddenly
<b>Can you do?</b>	breath, possession


In maths this week, we will be continuing to learn about time. We will be focusing on reading a clock to the nearest minute, using digital time and understanding am and pm. Any additional

practice telling the time at home would be fantastic. An example of a problem we may look at is below:

**Diving deeper** 

Hari spends some time downstairs. What time does the clock show when he goes back upstairs?

When he goes downstairs, the digital clock on the stairs shows 8 hours. The minutes shown are five times the number of hours.



Downstairs, he makes a snack for 4 minutes.

Hari

He takes 6 minutes to eat the snack.

Afterwards, he plays on a game for 10 minutes.

Finally, he washes up for 12 minutes and then heads straight upstairs.

Coming up soon in our Speedy Maths and arithmetic lessons:

w/b 8.6.26	<p>To add hundreds to 3-digit numbers.</p> <p>To say 100 more than and less than numbers to 3-digits.</p> <p>Know 2x, 3x, 4x, 5x, 8x, 10x tables and division facts.</p> <p>To x and ÷ numbers by 10.</p> <p>Know pairs of tens to 100.</p>
w/b 16.6.25	<p>To subtract hundreds from 3-digit numbers.</p> <p>To say 100 more or less than numbers to 3-digits.</p> <p>Know 2x, 3x, 4x, 5x, 8x, 10x tables and division facts.</p> <p>To add hundreds to 3-digit numbers.</p> <p>Know pairs of numbers to 100.</p>

In the wider curriculum, we will begin painting our final landscape painting inspired by Georgia O'Keeffe. We'll be thinking carefully about how to use and mix watercolours effectively. You'll be able to see your child's final artwork later in the term at the Year 4 Open Morning.

In geography, we will consider whether it is better to buy local or import food by looking at the pros and cons of buying strawberries grown in Guildford or Egypt.

## September 2026

As we all know, change is a part of life, so it is vital to equip our children to deal with transitions in a positive way. The ability to work with different people effectively is a life skill, not just for now, but for secondary school and beyond. Being part of a new class with some familiar faces and some less-familiar ones is an opportunity to develop this skill whilst being at Stamford Green. Therefore, we will be mixing the Y3 classes to benefit the children educationally and socially at the start of Y4.

The process of creating new class mixes for Y4 is very complex. Experience has shown us that the class groups which best support learning for every child have a broad range of strengths - not only academic, but also social, emotional, creative and cultural too.

As you can imagine, getting the balance right is a complex job! In order to achieve this, teachers spend a considerable amount of time to ensure that the new classes will learn well together and meet the educational needs of all 90 children. In the past, we have asked children to list friends as part of this process, however we have found that each year ensuring specific friendships remain together has resulted in the classes becoming imbalanced in the aspects that make the difference to effective learning.

In order to make this year's groupings as strong as possible, we will use our professional judgement

and knowledge of the children to plan the new Year 4 classes. The children have been spending time this term learning in a range of groupings and this has helped us to understand combinations that work well. Once the classes are finalised, a series of transition activities is planned to help children to get to know their new classmates with the support of their existing teachers before 'Meet the Teacher' morning in July.

Have a lovely week,

Mrs Hill, Mr Loughlin, Mrs Waldron and Miss Wood  
Y3 Class Teachers



### Year 4 Weekly Information w/b 8.6.26

#### Eye masks

Please can we ask that you send your child to High Ashurst with an eye mask to help them sleep as the mornings are very light.

#### Homework

Just a reminder that homework is set and due on a Tuesday each week.

**4B Non-Uniform Day Friday  
12 June 2026**

#### Packing

We recommend packing with your child for High Ashurst so they know what they brought with them.

In English, the children will be learning about a range of devices that they can include in their descriptive writing. At the beginning of the week, the children will focus on the power of adjectives and how the order can affect their impact. Later in the week, the children will be creating their own similes and metaphors. At the end of the week, the children will be thinking about how they can use their senses to create vivid images in their reader's mind.

In Reading, we will discuss the key events so far, including Lila's determination to become a firework-maker, her journey to find the Royal Sulphur, and the challenges she encounters along the way.

This week's Spelling Quiz words (taken from the Y4 summer term list) will be:

For review:	special, surprise, though
Might be new:	mention, separate, therefore
Can you do:	soldier, twelfth

In maths this week, we will be developing our understanding of decimals by rounding decimal numbers to the nearest whole number and consolidating our learning about halves and quarters as decimals. We will explore how decimals relate to fractions and practise applying this knowledge in a range of reasoning and problem-solving activities.

Coming up in Speedy Maths (\*indicates new learning):

<b>w/b 8.6.26</b>	Know all tables to 12x12 including division facts at speed. Know pairs of numbers to 100. Add 3 1-digit numbers at speed. Use tables facts to work out related x at speed.
<b>w/b 15.6.26</b>	Know all tables to 12x12 including division facts at speed. Know pairs of tens to 180 Add and subtract pairs of 2-digit numbers at speed. Know pairs of numbers to 90

In science this week, children will be learning about digestion. Which organs are involved and why

are they important?

In history, children will be learning about the Ancient Egyptians. Who were they and why what was their legacy?

In computing, the children will be spending time focusing on their times tables through TTRS in preparation for their multiplication check this week.

In PSHE, we will be discussing our dreams and how we deal with disappointment if these dreams don't come true.

In DT this week, the children will continue to work on the different elements of their cam toys.

### **Behaviour expectations**

We know that the children will have a great time at High Ashurst. However, in advance of the trip, we will be reminding the children of our school rules: Be Ready, respectful and safe. In addition, we will be reminding the children that they should respect each other's tepee by knocking and waiting to be invited in and respecting other people's beds and space.

If we feel that the children are repeatedly not following the school's behaviour code and/or our High Ashurst rules, we will be putting in the following sanctions:

- A time out to reflect which will result in the child missing ½ of the next activity.
- A severe breach of the school's behaviour code will result in parents/carers being called to collect their child for the remainder of the trip and this will be a suspension from school.

Have a great week.

Miss Croucher, Mr Vidal and Mrs Beadle  
Y4 Class Teachers



### **Year 5 Weekly Information w/b 8.6.26**

#### **Year 5 Enterprise**

Year 5 will be selling ice pops after school on Wednesday and Friday from 17 June until 10 July 2026.

Please check your child's Learning Journal for more information about when your child will be taking part in this activity. If there are any difficulties with the date your child has picked, please let us know and we will try our best to rearrange it. If they are at Sunset, we will arrange this on their behalf.

We anticipate selling will finish by 3.30pm. Thank you in advance for your support.

#### **We recommend...**



The Secret Detectives by Ella Risbridger is a gripping mystery story with twists and turns. Perfect for holiday reading and ideal for inspiring suspenseful writing!

#### **Bikeability**

This is the first week of Bikeability for selected children. Please ensure your bicycle is in good working order and that you have a coat and a suitable helmet in school every day.

The instructors will check all equipment on the first day and, unfortunately, you will not be able to take part if it is considered unsafe. Bikes may be kept in school all week.

Children will take part in small groups. Not all children are taking part and lessons will continue as normal for those not involved.





## Year 6 Weekly Information w/b 8.6.26

### PGL – Urgent request

Please could you ensure you complete the Google form that was part of the PGL information letter (sent 20.5.25), giving information about medicines, allergies and emergency contact details. If this form is not completed, we cannot take your child to PGL.

### Packing for PGL

To ensure the children are aware of what clothing and equipment they have next week, please could you involve them in the packing process. This helps us reunite any lost items with their owners when they go astray. Naming or initially clothes would also assist us with this.

### Year End Celebrations

On our return from PGL, we will be preparing for our year end celebrations. This is always an exciting time for the children.

More details will follow.

In English, we will be writing stories, using a picture as a stimulus. We have free choice about the nature of the story, but will be careful to select language for effect creating mood, atmosphere, settings and characters, building on our English learning in recent weeks. We will continue to read 'Skellig' by David Almond, focusing on the development of the characters and themes within it.

The children will continue with their projects to create a theme park in maths. Last week, their ideas and teamwork skills were excellent. We will be creating a marketing plan with associated costs to attract income to the business. This week, their projects will come to fruition and the children will present their work as a group. Whose theme park will have the most successful business model?

There will not be a Spelling Quiz next week, as most children will be at PGL. Please encourage your child to practise these words for the Spelling Quiz that will take place Tuesday 23 June:

<b>For review:</b>	relevant, variety
<b>Might be new:</b>	controversial, occur, physical
<b>Can you do?</b>	glamorous, liaise, vicious

In science, we will be continuing our learning on electricity as part of our recap on this learning from Y4.

In art, we will be preparing for Father's Day by designing personalised cards for important men in our lives.

In history, we will be finding out what the ancient Egyptians believed about death and the afterlife. We will be discussing the process of mummification to emphasise respect for the dead.

This week in RE, we will be looking at how Christians make good choices using Jesus' teachings.

### Leavers Hoodies

We will be handing out the hoodies to the children this week, which is always an exciting part of Year 6. We will insist that the children do not take them out of the packaging before they bring them home. They have already been checked in school, but please could you double-check the hoodie against your order for size and colour. Once you are happy with this, please could you name your child's hoodie straight away. The children are allowed to wear the hoodies to and from school and in the playground and as detailed on page 1 of this document, they should still have full school uniform and a coat in school.

Have a great week!

Mrs Bowe, Mr Gordon and Ms James  
Y6 Class Teachers