



5 May 2026

Dear Parents/Carers,

Reception Weekly Information – w/b 4.5.26

Class Photographs

On Thursday Reception will be having their class photograph taken. Please ensure they are wearing correct uniform and have a jumper or cardigan in school.

Show and Tell

Show and Tell is this **Friday** for the **Caterpillar** groups in each class with the new theme, 'something from an adventure.'
More details below.

Non-Uniform Day

On Friday it is non-uniform day for all children. Please bring in a red gift donation for the PTA Rainbow Raffle. See the [PTA letter](#) for information.

PTA Rainbow Raffle

On Friday 8 May, please drop your raffle prize donations off at the school gates.

We will be sending home Golden Books this week for you to see the wonderful work your child has been doing. Please write an encouraging comment on the sticker provided and return the golden book to school as soon as you can.

Learning Question of the week: What is the life cycle of a frog?

This week we will be continuing to learn about 'The World Around Us', thinking in particular about life cycles. We will focus on the life cycle of a frog, thinking about the changes they go through and how we can record these.

The key skills and learning we will focus on are:

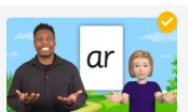
- Saying and writing a short sentence using Fred fingers where needed.
- Naming and describing animals and the environment in which they live.
- Talking about what they are going to make before starting.
- Colouring pictures and shapes with control, staying inside the lines when using pencils, pens and paintbrushes.
- Reading RWI Set 2 digraphs (At least 10 special friends).
- Explaining links and connections that they have made.
- Coming back to a tricky task on another day to have another try.
- Exploring numerical patterns in the number system including odds and evens and doubles.
- Throwing and catching a range of small and large balls and objects.

Phonics

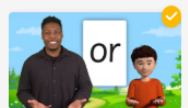
You will notice that one of our key skills for this half term is to recognise at least 10 'special friends'. This is part of the [Early Learning Goal](#) for reading which is laid out nationally as the expected standard at the end of Reception.



Keep practicing these sounds so that your child knows them on sight. You can find the videos for other sounds on previous weekly information letters.



<https://tinyurl.com/mr46cua3>



<https://tinyurl.com/2xzs28uu>



<https://tinyurl.com/4kzf3s4u>

Concept Word

This week's concept word is: Bendy



Show your child several different items and ask them to identify which things are

bendy. look through your child's toys and find a **bendy** toy.

Label him Mr or Mrs **Bendy**.

Maths

This week we will continue to look at 2-digit numbers and look again at number bonds to 10. We'll also start thinking about what happens when we add two parts that make a whole greater than 10 – looking at the different meaning of the two digits in 2-digit numbers.

Reading

This week's Red word:

I, my, the

All of the Red words which are taught in Reception have now been covered. We will be reteaching/ reviewing all of the Red words from the beginning. Please help your child to learn these at home.

These are **all** of the words that have been covered this year:

I, my, the, you, said, your, are, be, of, no, what, all, was, we, so, to, me

If your child is confidently and automatically reading these red words, you may want to have a look at the next set of Red words which they will become more familiar with as they move up through the school:

Red Words Set 1

I	the	my	you	said
your	are	be	of	no

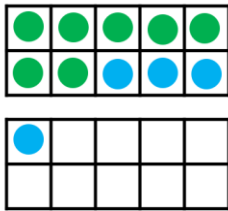
Red Words Set 2

what	all	was	we	so
to	me	call	her	there
want	go	old	some	he

Red Words Set 3

does	tall	come	watch	who
were	brother	any	their	where
two	small	love	many	here
once	buy	worse	thought	talk
caught	bought	walk	could	anyone
would	great	son	water	should

Adding to more than 10:




$$7 + 4 = 11$$

Will we need both tens frames?

Do you know parts of 10?

How many of ten's blocks are hidden?

$$6 + 4 = 10$$



Show and Tell: Something from an adventure

Our theme for Show and Tell this half term is **'Something from an adventure.'**

This is a great opportunity for your child to reflect on an adventure they have shared with their family. They might like to share some photos of a special day, or bring in an artefact or souvenir which they found. Other examples of things they might like to do are make a model/paint a picture/write a diary entry/make a poster to represent a place they visited or an adventure they have been on. It really is up to them and the list is endless!

If your child's creation is too difficult to bring into school a photo will be a good way of sharing it. You can either print this off or email it to your child's class teacher.

Show and Tell is for the **Caterpillar groups** on **Thursday**.

We hope you have a lovely week,

Mrs Ball, Mrs Price and Miss Ocraft

YR Class Teachers