



20 April 2026

Dear Parents/Carers,

Reception Weekly Information – w/b 20.4.26

Please Check

Do your child's PE shoes still fit them comfortably?

Are all of their items of clothing still clearly labelled with their name?

Show and Tell

We will continue with **the old Ovals** groups on **Friday**. More information detailed below.

Reminder

Please make sure you bring your **water bottle** to school every day.

We had a brilliant first week back and it was lovely to see all of the children settling back into the routines happily. We are so impressed with the enthusiasm and positivity from all of the children as they start their last term in Reception. It was great to see how excited they were to share their news from the Easter Holidays!

We are due a very special delivery of some caterpillars later this term to each of the classes, which we will watch grow and change. Ask your child to tell you what they know about the life cycle of a butterfly this week.



Learning Question of the week: What is the life cycle of a plant?

This week we will be continuing to learn about 'The World Around Us'. We will be looking at the life cycle of a plant and naming and labelling the parts of a plant.

We will also look at the art of Pablo Picasso, particularly cubism. We will use shapes and lines to create our own art. We will be planting some cress seeds and watching them develop over the next couple of weeks. We will think about ideal growing conditions and what plants need to grow.

The key learning and skills we will focus on are:

- Counting and representing amounts 10 – 20 using concrete resources and pictures.
- Knowing that the only way to get better at something is to practise.
- Recognising red words on sight.
- Checking our sentences carefully.
- Creating music with others, working in a group.
- Understanding how information is shared in non-fiction books.
- Dribbling a ball with feet, taking it in a chosen direction.
- Placing items to be stuck with care, choosing where they should go.
- Investigating plants and how they grow/ Taking care of plants in the school environment.
- Recognising red words on sight.
- Understanding how information is shared in non-fiction books.

Phonics

Regular daily practice is the key to making progress in reading. By spending a few minutes reading with your child **every day** you are helping them to grow in confidence and to become independent. What you are doing at home with them now will make a huge difference for them as they move up through the school. You should aim to read five or more times each week and record this in their Learning Journal (although the days are marked Monday – Friday many families find it better to do some reading at the weekend to make sure they fit in five reading times).

Practise reading words:

Word time with Zain: <https://tinyurl.com/mrjd3ztr>

Word time with Maya: <https://tinyurl.com/ysxy7vdm>

Word time with Joshua: <https://tinyurl.com/mry64dy9>

Review the special friends here: <https://tinyurl.com/nhfeifds>

Reading

This week's Red word:

to

These are the Red words we have covered so far:

**I, my, the, you,
said, your, are,
be, of, no, what,
all, was, we, so**

Concept Word

This week's concept word is: corner



Help at home: Send your child on a mission to collect items with **corners** and put them all together and talk about them.

Maths

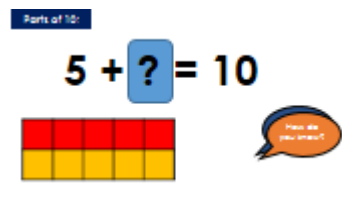
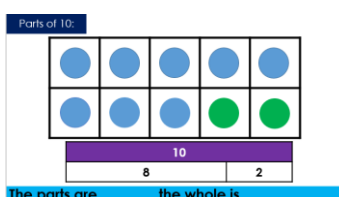
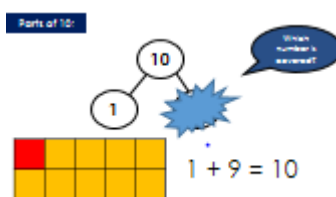
This week we will be thinking about 2-digit numbers with a special focus on 10.

We will be looking at the parts of 10 – these can be called **number bonds to 10**.

We will be trying to remember that

$$\begin{array}{ccc} 0 + 10 & 1 + 9 & 2 + 8 \\ 3 + 7 & 4 + 6 & 5 + 5 \end{array}$$

are pairs of numbers that make the whole 10.



Show and Tell: Something I have made

Our theme for Show and Tell this half term is '**something I have made**'.

This is a great opportunity for your child to learn about the world around them and to get busy making – try to allow your child to come up with their own idea so that they enjoy the process. For example – your child might like to: make a factual poster about jungle animals/write a story/ build a vehicle using junk modelling/ collage/ paint/ make puppets/prepare some food etc. The list is endless!

If your child's creation is too difficult to bring into school a photo will be a good way of sharing it. You can either print this off or email it directly to your child's class teacher.

Show and Tell is for the **old Oval groups** on **Friday**.

We hope you have a lovely week,

Mrs Ball, Mrs Price and Miss Ocraft
YR Class Teachers