



13 April 2026

Dear Parents/Carers,

Reception Weekly Information – w/b 13.4.26

Group Names

Your child will have **a new group** name this week so please ask them whether they are in the caterpillar, ladybird, dragonfly, butterfly, spider or bee group.

Show and Tell

We will continue with the old **Pentagon** groups on Friday and 'something I have made' is the theme.

Water Bottles

Please make sure you bring your water bottle to school every day. This must be a plastic sports capped bottle (non-spill) as per our [uniform and equipment policy](#).

Please ensure that your child only has plain water in their bottle. Juice and flavoured waters are not allowed.

We hope you have all had a fantastic time during the school holidays and are feeling relaxed and refreshed ready for the summer term! The weather has been very mixed so please make sure your child has a waterproof coat at school every day, however brightly the sun is shining.


We are really excited to hear about everyone's holiday activities – it's wonderful to be back in class together. We have lots of interesting and fun things planned for the term to come. Summer is always a wonderful time in Reception with not only the world around us blossoming, but the children too!

This week we will be introducing the children to the NSPCC 'Talk Pants' and the 'PANTS rule'. Talk PANTS helps children understand that their body belongs to them. Children will learn they should tell a trusted adult if anything makes them feel upset or worried as part of keeping them safe. Please have a look at the website which has more information and a video which they will see at school: <https://www.nspcc.org.uk/keeping-children-safe/support-for-parents/pants-underwear-rule/>

What are the PANTS rules?



- Privates are private +
- Always remember your body belongs to you +
- No means no +
- Talk about secrets that upset you +
- Speak up, someone can help +



Learning Question of the week:


This week we will be thinking about the season of spring and changes that occur in nature around this time. We will think about the four seasons and how each is different and unique. We will be creating some artwork to represent the changes we are learning about. The key learning and skills we will focus on this week are:

- Use correct letter formation for all letters.
- Say what you want to write before starting.
- Experiment with a range of materials for different creative purposes.
- Know how to throw an object to make it go as far as possible.
- Talk about how to solve a particular problem and decide together what to do.
- Show understanding of the story that they have read.
- Use non-fiction books to find information.
- Subitise up to 10 using a ten frame to support thinking.

Phonics

Now that we know all the single letter sounds and the first set of 'special friends', it's time to learn some more!

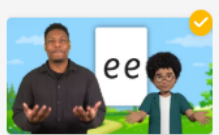
The next set of sounds will give us a way to write all the 'long vowel' sounds plus a few more:



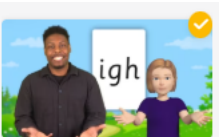
You can practise some here:



<https://tinyurl.com/yc5kkssj>



<https://tinyurl.com/5fjd674t>



<https://tinyurl.com/4ac7p95y>

Reading

This week we will review all of the red words we have learnt so far: **I, my, the, you, said, your, are, be, of, no, what, all, was, we, so**

Please help your child to practise reading and writing these words at home. These are words they will see often in books and knowing them by sight will enable them to become a more confident reader.

Concept Word

This week's concept word is: light (not dark)





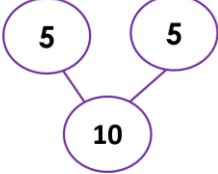
Help your child at home: Talk about what time of day would it be light or not light? Which place might be light? A cave or a beach? Open and close the curtains. Talk about it being light and not light.

Maths

In maths this week we will continue to think about doubles. We will recognise doubles and remember doubles facts. We will also be solving number problems including subtraction using number cards.

Is it a double? Is it a double? Subtraction problem solving:

double  

$2 + 2 = 4$ 

$8 - 4$ $2 - 1$
 $6 - 3$ $7 - 3$

Which cards show the same amount?
= = 4

When one part and another part are the same, we call it double.

Show and Tell: Something I have made

Our theme for Show and Tell this half term is '**something I have made**'.

This is a great opportunity for your child to learn about the world around them and to get busy making – try to allow your child to come up with their own idea so that they enjoy the process.

For example – your child might like to: make a factual poster about jungle animals/write a story/build a vehicle using junk modelling/ collage/ paint/ make puppets/prepare some food etc. The list is endless!

If your child's creation is too difficult to bring into school a photo will be a good way of sharing it. You can either print this off or email it directly to your child's Class Teacher.

Show and Tell is for the old **Pentagon groups on Friday**.

We hope you have a lovely week,

Mrs Ball, Mrs Price and Miss Ocraft
YR Class Teachers