



16 March 2026

Dear Parents/Carers,

Reception Weekly Information – w/b 16.3.26

Reminder

Please check your uniform name labels as lots have completely worn off or aren't readable anymore.

Show and Tell

We will continue with **Triangles** groups on **Friday**. More information detailed below.

PCTCs

Parent/Carer/Teacher Consultations are this Wednesday evening for those who have booked.

Remember – these meetings are for adults only. Children will not be allowed into school at this time.

Remember to visit the Reception classrooms to see your child's books.

What a fantastic Zoo Lab experience the children had last week! We were so impressed with the courage shown by all of them. We were also impressed at the super questions and curious attitude that everyone showed – it was so interesting to learn all about the creatures that we met.



This week we will enjoy 'Superhero Day!' The children will take part in superhero themed activities throughout the afternoon, including an obstacle course and a letter hunt. Hopefully, your own superhero will tell you about how they cracked the special code and defeated the Evil Pea.

Learning Question of the week: What are real-life heroes?

This week, we will be asking the question, 'What makes someone a real-life hero?' How can we identify them? What equipment and resources might they need in order to do their job effectively? We will be looking at different jobs people do and how they can help people in different ways. The children will also start to think about people in their lives who they see as heroes. What qualities do they have that make them heroic and special? Perhaps you can tell them about a person who you call a hero and why.

The key learning and skills we will focus on this week are:

- Listening to music and talking about how it makes us feel.
- Exploring and investigating natural processes relating to temperature.
- Automatically recalling number bonds to 5 (addition and subtraction facts)
- Saying what we want to write before starting.
- Anticipating events in stories.
- Using correct letter formation for all letters.
- Knowing how to throw an object to make it go as far as possible.
- Knowing that different people can have different feelings about the same thing.
- Using 'because' to give reasons for events/actions.

Phonics



Does your child know all of these sounds speedily? If they don't, it will be harder for them to read at the level expected at this stage of reception.

You can help them by checking through which ones they know on sight then practicing any that they are less-confident with at home.

Why not put some post-its around the house with any tricky sounds on? When your child passes the post-it, they should read it. Good places might be near the front door, next to the toilet, on the fridge, on the stairs etc – anywhere that they pass regularly.

Work on two or three sounds at a time and give lots of praise for practising! There's a bigger version of the sound mat at the end of this letter.



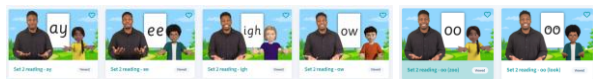
You can practise the Special Friends here: <https://tinyurl.com/bdzdne7x>

Practise reading words with Fred Talk here:



<https://tinyurl.com/4yyv5jys>

<https://tinyurl.com/3rf2dpw>



Lots of children are now learning the next set of Special Friends. You can practise them here: <https://tinyurl.com/44kfkync>

Reading

This week's red word is:

we

Red words we covered so far have:

I, my, the, you, said, your, are, be, of, no, what, all, was

Please help your child to practice reading and writing these words at home. These are words they will see often in books and knowing them by sight will enable them to become more confident.

Here's a little song to help you practise!

<https://tinyurl.com/3w7v5hb2>

Concept Word

This week's concept word is: light (not heavy)



Help your child at home: put a few objects in a bag, some of which are light and some not light, eg a stone, a feather, a plastic piece of fruit, an empty matchbox, a big book. Take turns putting your hands into the bag. Hold the object without taking it out. Can you guess what it is? Is it light or not light?

Maths

Our focus in maths continues to be on the great importance of the parts and wholes of numbers from 1- 8. We will recap our understanding of subtraction using a variety of methods and will record our findings using a written number sentence.

When we are thinking about subtraction we can remember 'When we subtract a part from the whole, the other part is left.'

Subtracting a part from the whole:

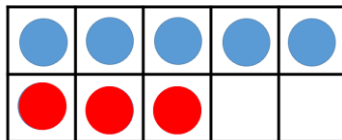
When you subtract a **part** from the **whole** the other part is left.

Whole – part = part

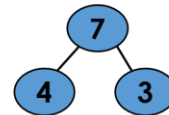
Subtraction missing numbers:

What is under the oval?

$$8 - 3 = \text{Oval}$$



Subtracting a part from the whole:



What is missing from the number sentence?



$$7 - 3 = \text{?}$$

Show and Tell: Something I have made

Our new theme for Show and Tell this half term is '**something I have made**'.

This is a great opportunity for your child to learn about the world around them and to get busy making – try to allow your child to come up with their own idea so that they enjoy the process.

For example – your child might like to: make a factual poster about jungle animals/write a story/ build a vehicle using junk modelling/ collage/ paint/ make puppets/prepare some food etc.

The list is endless!

If your child's creation is too difficult to bring into school a photo will be a good way of sharing it.

You can either print this off or email it to your child's class teacher. Show and Tell is for the Triangle groups on Friday.

We hope you have a lovely week,

Mrs Ball, Mrs Price and Miss Ocraft

YR Class Teachers

Set 1 Speed Sound Map

