



9 February 2026

Dear Parents/Carers,

### Reception Weekly Information – w/b 9.2.26

#### Missed Show and Tell

If your child has missed their 'show and tell' at any point this half term, please feel free to email your child's teacher or send in an item this week.

#### Show and Tell this week

We will continue with **Pentagons** groups on **Friday**.  
More information detailed below.

#### Half Term

School finishes at normal time for half term break on Friday 13 February.

As we approach the halfway point of Reception year, we're very proud of all the hard work that the children have shown, and their resilience in practising and developing new skills every day. Everyone deserves a break at half term, but finding time to share some stories, or do something new such as going on a walk to a new place, or cooking a new meal together will make opportunities to talk and develop language skills in a fun way.

#### Learning Question of the week: Can we recognise and name different emotions?

This week we will focus on our feelings. We will share these stories: 'The Colour Monster' and 'In My Heart'. The children will be encouraged to talk about and name their feelings as well as talking about times they have felt big feelings. We will explore ways in which we can manage our feelings. When a child is able to recognise and name their emotions, they can begin to manage them in helpful ways. When the opportunity arises, take time to talk to your child about how you are feeling and how they are feeling. Do you have any strategies you can share with them about how you manage your own emotions?

From our Early Years curriculum the key skills we will focus on are:

- Blend sounds to read words.
- Add detail using descriptive words and phrases in order to be specific.
- Know what makes a good friend.
- Spell words by identifying the sounds and writing the sound (Fred Fingers).
- Join materials to make artwork or objects/props for play.
- Walk along narrow raised beams and spaces.
- Correctly form all lower case letters.
- Begin to use the symbols +, - and = to represent calculations.
- Use scissors to cut a range of materials

## Phonics

The children have been working really hard in their daily phonics sessions and we are very proud of the progress they are making.


Our aim is to know all the set 1 'special friends' speedily by Easter! You can practise them here:




<https://tinyurl.com/wjh3yjii>



<https://tinyurl.com/mvk2kvm3>




<https://tinyurl.com/8p9k5x3x>



<https://tinyurl.com/442y65n7>



<https://tinyurl.com/uusmfp47>



<https://tinyurl.com/2phw8v4e>



<https://tinyurl.com/5n7wkzj3>

If you are confident with reading these special friends, have a go at some 'speedy reading'!

<https://tinyurl.com/ywknshxs>

<https://tinyurl.com/mpe6ae8k>

## Concept Word

This week's concept word is: Second




**Help your child at home:** Talk about who could get through a narrow space – an elephant or a small bird. On the way home, look out for roads that are narrow and not narrow. Look out for any narrow paths.

## Maths

In maths we will consolidate our knowledge of parts and wholes. The children will gain confidence in understanding what 'equal' means and will practise subitising to recognise amounts (e.g. recognising that 3 and 2 makes 5 without having to count it out).

### Being equal



Which section represents the same amount?

4 represents the same amount as the red box (number blocks) and as the green box (£4). They are **equal**.

## Reading

This week we will recap the red word from this half term:

**your, are, be, of, no**

Red words we covered so far have:

**I, my, the, you, said, your, are, be, of, no**

During the half term break, perhaps you could play some games using the red words?

- Bingo
- Scavenger hunt
- Pairs

Please continue to support your child by sharing stories and reading together over the half term

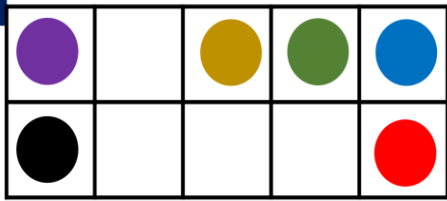


break. Encourage them to use the sounds they know to 'Fred talk, read the word.'

How many?

Look at the parts. What is the whole?

Tell your partner in a sentence.



The parts are      and      . The whole is

Can your child spot there are 6 counters on the tens frame straight away?

Can your child explain how they remember seeing the 6 counters if you hide it from them? (We could see it as 2 and 4 or 2 and 3, 1 and 2).

Can your child speak in a full sentence to explain 'what are the parts?' and 'what is the whole?'

How do you know?

### Show and Tell: Something I am good at

This week Pentagons groups from each class will have their turn at Show and Tell on Friday and the theme is 'something I am good at.' Show and tell is an opportunity for each child to share something special with their class practicing their speaking skills.

The rest of the class practise their listening skills and have the chance to ask questions too.

Your child might want to share a photo of them doing something they are good at, perhaps a hobby of theirs. They might have something they can bring in such as a certificate from a club they have attended or maybe they want to share something they have drawn or made because they are good at art.

These are just a few examples, but please feel free to send in something your child chooses. Photos can be emailed to [parents@stamford-green.surrey.sch.uk](mailto:parents@stamford-green.surrey.sch.uk) and should be labelled with your child's name and class in the in the subject bar.

We hope you have a lovely week,

Mrs Ball, Mrs Price and Miss Ocraft

YR Class Teachers