



19 January 2026

Dear Parents/Carers,

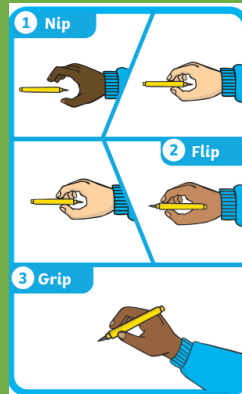
Nursery Weekly Information – w/b 19.1.26

Skill this week

The children will be having a go at doing up the zip on their coat. Please practise at home and give lots of praise.



Nip flip and grip



Remember – this is how we hold a pencil.

Reminders

Maths Workshop

How to help your child develop strong foundations in maths – please sign up [here](#). See below.

Monday 19.1.26

7.00pm – 8.00pm

Tuesday 20.1.26 *this session is

now fully booked.

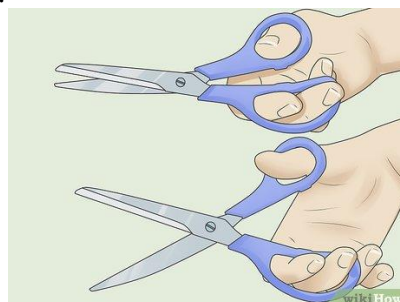
8.45am – 9.45am

Our Second Hand Uniform Shop will be open on Wednesday 21 January between 8.35am – 9.00am in the Club House. Please enter and exit via the South Gate. All items are priced at £1 each.

This week, we are:

- Learning all about different types of transport.
- Sorting and classifying vehicles that travel on land, in the air, and on water.
- Developing new vocabulary, explore movement, speed, and direction.
- Continuing to learn about repeating patterns.
- Developing our cutting skills – thumb to the sky.
- Trying to do up our own zip on our coats.
- Remembering to always use "Nip, Flip and Grip" when holding a pencil.
- Learning a song about transport.
- Discriminating general sounds.
- Reading lots of stories about vehicles such as: Dig, Dig, Digging and You Can't let an Elephant on a Bus.

This is how we hold a pair of scissors:



Word Aware


This week's concept words:

Cygnets

This week's concept word is: **slow**

You could: Run races with your child. Talk about who was **slow** and who was not **slow**.

Occasionally wave your 'magic wand' and get everyone to move in a **slow** manner.



Swans

This week's concept word is: **near**

You could: Play 'Grandmother's Footsteps'. One person turns away at one end of the room. The others have to creep up behind them. The first person looks around suddenly and sees whether anyone is moving. If they are moving, they have to start again. How **near** can you get?



Maths: Repeated patterns...What will come next?



The children have been exploring repeated patterns through fun, hands-on activities using colours, shapes and everyday objects. This helps to develop their early maths skills, problem-solving, and attention, while encouraging children to notice and talk about patterns in the world around them. Can you make your own patterns at home? Encourage your children to use objects in nature or around the house to make repeated patterns. Please email your child's ideas to school and we can share them with the class. Have fun and good luck.

Handy hints:

How to support your child with sharing:

This is something we regularly work on in nursery but here are some useful ideas to help with it at home. Please watch this clip <https://www.bbc.co.uk/tiny-happy-people/articles/zfn8kty>

Have a great week,

Mrs Davis and Mrs Herman
YN Class Teachers and Leaders of Learning