



Stamford Green

Primary School and Nursery



19 January 2026

Dear Parents/Carers,

Reception Weekly Information – w/b 19.1.26

Maths Workshop for Reception parents and carers.

Monday 19.1.26
7.00pm – 8.00pm

Tuesday 20.1.26
8.45am – 9.45 am * this session is now fully booked.

See Dates for Diaries.


Show and Tell

We will continue with **Triangles** groups on **Friday**. More information is detailed below. Please ask your child which group they are in - they should know!

Reminder

Please make sure your child has a plastic **water bottle** with a sports cap and a **warm, waterproof coat** in school every day.

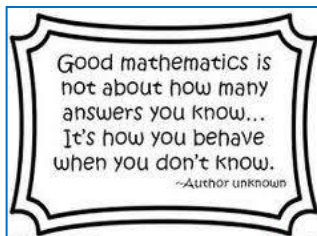
Our Second Hand Uniform Shop will be open on Wednesday 21 January between 8.35am – 9.00am in the Club House. Please enter and exit via the South Gate. All items are priced at £1 each.



Maths Workshop

Monday 19.1.26 7.00 – 8.00 pm
Tuesday 20.1.26 8.45 – 9.45 am

Approaches to maths teaching have changed a lot in recent years – you may wonder what your child means when they talk about 'subitizing', 'numicon' or 'bar models'. You can find out about what's new and how you can make a real difference to your child's learning.



Come along this week to hear Mrs Vidal talking about how we help children to develop to strong foundations in maths, and what we look for in confident mathematicians in the Early Years.

Thank you for your continued support at home with your child's reading. Your child will become a confident reader if they are given the opportunities and support to practice daily. We understand how busy life can be but little and often is the best way for our Reception children to learn, so grab five minutes wherever you can! If you need any ideas or have any questions about how to help your child at home, please contact your child's teacher and they will be happy to help.

Clubs

It is wonderful that lots of Reception children have requested a place at Stories and Squiggles club this term. Unfortunately, there aren't enough places for everyone, so places were allocated using a

lucky dip. If you haven't received a confirmation email, your child hasn't got a place this half term. Priority for places for this club in the second half of term (Spring 2) will be given to those who missed out this time. You will still need to apply when the letter comes out before half term.

Learning Question of the week: What is diversity?

'All About Me' is our focus for learning this term and we are continuing to think about diversity. We will be thinking about nationalities and languages, as well as disabilities. We are going to be sharing a book called, What Happened to You? This will be a starting point for discussions about people who are different from ourselves and how we can be kind when being curious. We will also be doing some map work this week, thinking about how we use a key on a map to find information.

From our Early Years curriculum the key skills we will focus on are:

- Spelling words by identifying the sounds and writing the sound (Fred Fingers).
- Recognising parts and whole for numbers to 5.
- Finding out information from a simple map.
- Using scissors to cut a range of materials.
- Recognising ways in which we are the same and different.
- Reading short phrases and Ditty stories.
- Moving heavy objects by pushing/pulling and working with others.
- Using the past tense to narrate events that have happened.
- Moving in different ways in time to the beat of music.

Phonics

Practise reading words with single letter sounds with Maya and Zain:

<https://tinyurl.com/2nafann9>

<https://tinyurl.com/yc7amwdc>

If you are learning 'special friends' practise recognising and reading 'qu':

<https://tinyurl.com/yb6cfk6k>

Practise reading red words:

<https://tinyurl.com/muew5ean>

Your child might like to spend a few minutes practising their phonics with this game:

<https://www.phonicsplay.co.uk/resources/phase/2/dragons-den>

Concept Word

This week's concept word is: enough



Help your child at home: When playing outside, place light and not light objects in the children's hands and blow gently to see what happens. Very light objects will blow away. Look for more light objects that will blow away. Put a few objects in a bag, some of which are light and some not light, eg a stone, a feather, a plastic piece of fruit, an empty matchbox, a big book. Take turns putting your hands into the bag. Hold the object without taking it out. Can you guess what it is? Is it light or not light?

Reading

Some words we learn to read are called '**red**' words. These are words that are not decodable using our usual 'Fred Talk' method. We need to learn these by sight.

We will be introducing new 'red' words each week and will put a sticker in your child's Learning Journal to let you know what they are.

Please practice recognising these words at home. They are words that you will often see in books.

This week's red word is:

be

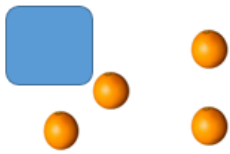
Red words we covered so far have:

I, my, the, you, said, your, are

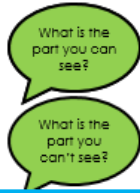
Maths

In maths we investigate **parts** and **wholes** e.g. If the whole is 6 the parts are 3 and 3, 4 and 2, 6 and 0 and 5 and 1. We are beginning to try to remember the parts up to wholes of 6 off by heart and we will have a go at recording our calculations in a number sentence e.g. $2 + 4 = 6$.

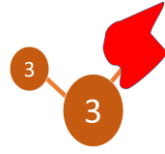
This is the whole, what are the parts:



The whole is 5



This is the whole, what are the parts:



The whole is 3.

What's the missing number?

| | |
|---|--|
| 5 | |
| 2 | |

We wonder what art work you can create using rectangles?



Show and Tell: Something I am good at

This week **Triangles** groups from each class will have their turn at Show and Tell on Friday and the theme is 'something I am good at.'

Show and tell is an opportunity for each child to share something special with their class practicing their speaking skills. The rest of the class practise their listening skills and have the chance to ask questions too.

Your child might want to share a photo of them doing something they are good at, perhaps a hobby of theirs. They might have something they can bring in such as a certificate from a club they have attended or maybe they want to share something they have drawn or made because they are good at art.

These are just a few examples, but please feel free to send in something your child chooses. Photos can be emailed to parents@stamford-green.surrey.sch.uk and should be labelled with your child's name and class in the in the subject bar.

We hope you have a lovely week,

Mrs Ball, Mrs Price and Miss Ocraft
YR Class Teachers