



For your calendar:

PTA Crazy Hair Day

The PTA Crazy Hair Day is taking place on Friday 16 January – anything goes!



Suggested £1.00 cash donation. The PTA will be collecting the money at the East and West Gates on Friday morning. Or you can use this QR code!



Please wear school uniform as usual.

Golden Book Week

This week is Golden Book week throughout the school.

At the end of the week we will be sharing Golden Books with you to give you an insight into our learning.

Please take the time to complete the parent/carer sticker with a positive comment for your child.

Thank you in advance.

Super Hero Lunch Day

We have a special Super Hero Themed lunch menu on Thursday! You can view the special menu [here](#) and order a lunch via Scopay.

Coming up soon:

For assemblies / performances during the school day, exit via the West Gate will only be possible at the end of the performance.

January		
w/b Monday 12.1.26	-	Internal Clubs start
w/b Monday 12.1.26	-	Golden Book Week
Wednesday 14.1.26	8.45am – 9.30am	4C's Class Assembly for Parents/Carers and book look in the Hall
Thursday 15.1.26	8.35am – 9.00am	Second hand uniform shop open via South Gate
Thursday 15.1.26	8.45am – 9.30am	4V's Class Assembly for Parents/Carers and book look in the Hall
Friday 16.1.26	All day	PTA Crazy Hair Day
Friday 16.1.26	8.45am – 9.30am	4B's Class Assembly for Parents/Carers and book look in the Hall
Friday 16.1.26	8.55am – 9.55am	PTA Class Reps Coffee Morning with Mrs Druce – Agenda: Spring term fundraising and spending plans
Monday 19.1.26	7.00pm – 8.00pm	How to help your child develop strong foundations in maths – workshop for YN and YR Parents/Carers. Book your space here .
Tuesday 20.1.26	8.45am – 9.45am	How to help your child develop strong foundations in maths – workshop for YN and YR Parents/Carers. Please note, this workshop will be strictly limited to 35 attendees due to space limitations. Spaces will be allocated in sign up order from the Google sign up sheet. Book your space here .
Tuesday 20.1.26	8.45am – 9.30am	3W's Class Assembly for Parents/Carers and book look in the Hall
Wednesday 21.1.26	8.45am – 9.30am	3L's Class Assembly for Parents/Carers and book look in the Hall

Wednesday 21.1.26	8.00pm	PTA Meeting at The Blenheim pub – All welcome
Thursday 22.1.26	8.35am – 9.00am	Second hand uniform shop open via South Gate
Thursday 22.1.26	8.45am – 9.30am	3WH's Class Assembly for Parents/Carers and book look in the Hall
Thursday 22.1.26	12.00pm – 11.30pm	Y5 Young Voices visit to O2 Arena

Reminders for you

Class Assemblies

We are looking forward to all the Class Assemblies over the next few weeks. Please drop your child off as normal to go to class. The Hall will open at 8.35am and children's books will be available in the Hall for you to look at before the assembly starts.

Applications for YN and YR for September 2026

Please note that the deadline for applying for a place in Reception in September 2026 is 15 January 2026. Please use the following link to apply <https://www.eadmissions.org.uk/eAdmissions/app>.

Please be advised that the application form for a Nursery place in September 2026 is now available on the school website and via this [link](#).

The deadline for Nursery applications is 15 January 2026.

Class Reps Coffee Morning

The next coffee morning is being held on Friday 16 January in the Club House at 8.55am. We will be discussing the fundraising and spending plan for the spring term.

PTA Meeting

The next PTA meeting will be held on Wednesday 21 January at the Blenheim pub from 8.00pm. Everyone is welcome to join.

Our Second Hand Uniform Shop will be open on Thursday 15 January between 8.35am – 9.00am in the Club House. Please enter and exit via the South Gate. All items are priced at £1 each.



Year 1 Weekly Information w/b 12.1.26

5 Special Books

Have a look at our 5 special books for this half term



We read and re-read them throughout the half term. Children become familiar with them, learning the patterns and the language, and thinking deeply about what the stories mean.

Naming Uniform and PE Kits

Please can you ensure that all items of school uniform (including PE kit) are named.

Thank you

Baby Pictures

In PSHE this half term, we will be learning about how we change as we get older. The children will be thinking about how they have changed since they were babies. Please could they bring in a baby picture of themselves by Monday 19.1.26 as part of that week's PSHE lesson.

Please name the picture and put it into an envelope so we can keep them safe!

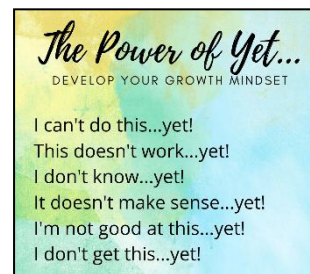
Grow your child's sense of self-efficacy




It can be challenging when we don't know something, or how to do something. People who have the belief that they can learn new skills or understand new things are most likely to deal with these challenges effectively.

The only way to learn anything at all is to give it a go and practise.

'Yet' is a very powerful word. If we tell ourselves 'I can't do this.' or 'I don't understand this.' we are almost telling ourselves that we are stuck in the situation of not being able to do it. By adding the word 'yet' we tell ourselves that we will be able to in the future.

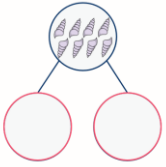



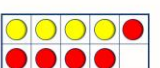
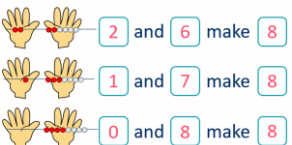
For children, adding 'yet' to the phrases in the box above can make a huge difference and help them to develop a growth mindset. The belief that they are capable of learning to deal with whatever life throws at them is key to their sense of self-efficacy.



Talk through Stories		
		
1S	1MV	1M

In maths this week, the children will build on their learning from earlier in the year as they explore addition by counting on from a given number within 20. Children should begin to understand that addition is commutative (although they do not need to formally know the word), and that it is more efficient to start from the greater number than the smaller number. For example, when working out $1 + 13$, it is quicker to add 1 to 13 than to add 13 to 1.

This week in Fluency Bee

<p>w/b 12.1.26</p>	<p>Composition of 8 and 9 on a part-whole model How many more to make 8? How many more to make 9? Bonds to 8</p> <div style="display: flex; justify-content: space-around;"> <div style="text-align: center;">  <p>8 is made of 4 and 4 4 and 4 make 8</p> </div> <div style="text-align: center;"> <p>How many more to make 8?</p> <p>Have a think </p>  <p>$6 + 2 = 8$ $8 = 6 + 2$</p> </div> <div style="text-align: center;"> <p>How many more to make 9?</p> <p>Have a think </p>  <p>$4 + 5 = 9$ $9 = 4 + 5$</p> </div> <div style="text-align: center;">  <p>2 and 6 make 8 1 and 7 make 8 0 and 8 make 8</p> </div> </div>
--------------------------------------	---

In PSHE, we will explore what the word 'changes' means and how we change over time. We will look at different stages in the life cycle and how each stage means different changes.

In science, we will be discovering what the words 'shiny' and 'dull' mean and deciding which materials have these properties.

In RE, we will be exploring what is special to Jewish families and introducing the word Shabbat. Shabbat is the Jewish day of rest and celebration. We will also be thinking about what is special to us within our own families.

In DT, we will be reviewing what makes a successful hand puppet and drawing one based on the Mr Men characters, so that they include features that are identifiable.

In art, we will be exploring how to draw various lines, from straight to curved, wavy to zig zag. We will also listen to some music and make marks depending on the tempo and dynamics of it.

In history, we will be discussing the difference between the past and the present and deciding how we know a toy is from the past or the present.

Have a fantastic week,

Mrs Smith, Miss Marcazzo, Mrs Vidal, Mrs Blackler and Mrs Miller
Y1 Class Teachers



Year 2 Weekly Information w/b 12.1.26

Science Reminder

This week we will be learning about seeds and bulbs. If you have any seed heads still in the garden, or any packets of seeds/bulbs you can spare, please would you send them in with your child on Tuesday so that the children have a variety to observe. Many thanks for your support with this.

Class Assemblies

We are looking forward to seeing you at the children's Class Assemblies.

2W – Wednesday 4 February
2J – Thursday 5 February
2MO – Friday 6 February

The children will not need a costume for their performance.

Class Assembly Lines

This week the children will come home with their lines to learn for their Class Assemblies. They will be stuck in the front of their Learning Journals.

Please can you help them learn them ASAP so that they can say them without having to look at the words. Please ensure that they can say them clearly, loudly and with expression.

In English this week, we will be continuing to learn about letters and how they are written. We will be focusing on different types of sentences. This will include command sentences, exclamation sentences and questions. We will be focusing on the features of these types of sentences and how to write them. We will also be focusing on the correct structure, word use and punctuation when writing the sentences.

In reading, we will be continuing to read the book 'The Dark' by Lemony Snicket. We will be continuing to practice our fluency and expression when reading.

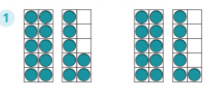
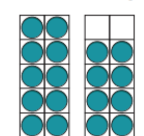

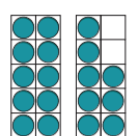
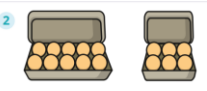
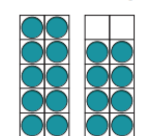

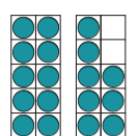


The Spelling Shed assignment will be set on Tuesday and 5 Spelling Bee assignments are to be completed by the following Tuesday.

In Spelling Shed this week the children will be learning how to spell words where 'es' is added to words ending in 'y'. e.g. tries, replies, cries, spies, flies etc.

This week's Spelling Quiz words are below. The Spelling Quiz will be completed on Tuesday in the Learning Journal.

For review:	love, school, she
Might be new:	kind, poor, sugar
Can you do?	business, important

This week in Fluency Bee – below you will find some examples of how we will be exploring the different structures of addition and subtraction and how they are related.

w/b 12.1.26	Missing numbers $13 - \square = 10$ <hr/> $\square + 10 = 18$
w/b 19.1.26	Compare representations Find the difference <p>Tick the set which has more. Use <, > or = to complete the comparisons.</p> <p>1  1   </p> <p>2    </p> <p> </p> <p>The difference between 6 and 4 is <input type="text"/></p>

In maths this week, we will be carrying on with our unit on money. We will be counting in pence, then in pounds and lastly in a mixture of pounds and pence. We will start with the highest value coins or notes. We will also be finding different ways of making different amounts.

In science this week, we will be thinking about how seeds and bulbs grow into plants. We will know that seeds and bulbs grow roots and shoots; that roots grow down to find water and nutrients; shoots grow up towards the light and that leaves form to help plants make food. We will be using our observational skills to draw a variety of seeds and bulbs.

In geography this week we will be starting to learn about how coastal regions are geographically different to Epsom. This week we will be focusing on the difference between towns and villages.

In DT we will be learning about where food comes from. We will discuss how some food comes from the ground, and some comes from animals. Also, we will look at how food is produced.

In RE this week, we will be beginning our topic of Christianity and why Christians call Jesus 'saviour'. This week, we will be looking at how Jesus rescued people in the Bible story 'calming of the storm'.

Have a lovely week.

Mrs Jayasuriya, Mr Martin and Mrs Williams
Y2 Class Teachers



Year 3 Weekly Information w/b 12.1.26

Viking Day

Advance warning that our Year 3 Viking Day is on Wednesday 11.2.26. The children may dress up following a Viking theme for the day if they wish. We will be enjoying lots of Viking related activities throughout the day.

Year 3 Class Assemblies

We're looking forward to our Class Assemblies next week:

3W: Tuesday 20.1.26
3L: Wednesday 21.1.26
3MD: Thursday 22.1.26

One Minute Read

This week, our One Minute Read is the second text in the Spring booklet 'Kings and Queens of England': King William I – 'The Conqueror'

In English this week, we are learning about different persuasive devices. We will learn about rhetorical questions, alliteration, emotive language, the power of three, modal verbs and exaggeration. Using these devices in our writing, we will persuade people to do various things, such as brushing their teeth.

Here are this week's spelling quiz words (for the quiz on 20.1.26). We would appreciate it if you could please help your child to practise them at home.

For review:	whole, climb, great
Might be new:	though, ordinary, describe
Can you do?	accident, heart

In maths this week, we be looking at the connections between the 2, 4 and 8 times tables. We will also be completing a mini assessment on our recent multiplication and division work. This half term, our problem solving lessons are focussing on the skill of looking at patterns. This week, we'll be exploring the patterns involved with making squares from toothpicks:



From Monday 19.1.26, we will begin completing activities from our Speedy Maths books. Each day, the children will try and answer Year 3 maths calculations accurately in a 5 minute activity.

Coming up soon in our arithmetic Fluency Bee / Speedy Maths sessions:

w/b 12.1.26	The 8 times-table: <ul style="list-style-type: none"> • The 8 times table • Use known facts • Divide by 8 (group) • Divide by 8 (share)
w/b 19.1.26	Know 2x, 3x, 4x, 5x, 8x, 10x tables at speed Add and subtract two tens at speed. Know 10 more and 10 less than 3-digit numbers.

In the wider curriculum, in computing, we will be exploring how we can communicate using computers to receive and respond to emails (within the Purple Mash program).

In science we will be learning about the role of roots in a plant and examining different types of

roots.

In art this week we begin learning about our new enquiry question, 'How do artists create abstract sculptures?' We will learn about how to use wooden guides to roll an even slab of clay and will use tools to incise and print into the clay.

We are continuing the Changing Me puzzle piece in PSHE. This week, we will discuss whether certain changes apply to boys' or girls' bodies. The sheet below gives you an idea of the vocabulary and areas this lesson will cover:

I will grow taller	I will develop pubic hair between my legs	My chest and shoulders will get broader	My voice will get deeper
Hair will grow under my arms	Hair will grow on my legs	My breasts will grow	My penis and testicles will grow larger
I will grow hair on my face	My hips will widen	My feet will get bigger	My skin will get less smooth

Is your child (or yourself) anxious about the Golden Hinde residential trip?

Here's some steps you can take starting now to get them ready for a fun trip. Don't leave it all to the last minute, especially staying away from home. Doing activities plenty in advance allows you the chance to take small steps and try something again if it doesn't go to plan first time around.

You know your child best, so adapt their preparation to how much (or little) they need in advance.

They're worried about staying away from home...	They're worried about it being a big trip...
Maybe they've already been to the Year 2 sleepover last year.	Have a local day trip together that involves some walking and visiting somewhere new.
Try play dates that extend to getting ready for bed and a late film. This replicates the Year 2 Sleepover and helps build confidence with getting changed before bed on the Golden Hinde.	Look at some pictures of the Golden Hinde on the internet.
Spend a night away from home at a relative's house. You could turn this into two steps by staying yourself for the first time.	Have a day trip to London together – you could even find the Golden Hinde and see the area around it.
Spend a night away from home at a friend's house.	
You could have a night sleeping on roll mats and in sleeping bags, too (in their room, downstairs at home, at a friend's house), if they're worried about not having a bed to sleep in.	

Golden Rules...

- Keep opportunities for discussion open so they know they can talk to you.
- Talk about the trip positively yourself. If you tell them or show them that you're worried, they'll pick up on that and please don't promise they can go home during the trip. We will always call you if needed but once that seed has been planted they won't forget.
- Emphasise all the fun they're going to have and what a great opportunity it is. So many

- people have never slept on a ship and they get to do it!
- Don't write them notes to look at on the trip. You can tell them you missed them and give them a big hug when they get back.
- Pack for the trip together. They'll know what they've got with them and how to fit it all back in their bag at home time.
- Talk to your child's class teacher about any concerns. We're very experienced with this trip and other residentials and are ready to support your child to have a great time away.

We'll be preparing them at school, too, by talking about what we will do on the trip, looking at photos, discussing how we can all support each other and answering as many of their questions as possible in the lead up. All the staff are already looking forward to a great adventure together.

Have a great week.

Mrs Hill, Mr Loughlin, Mrs Waldron and Miss Wood
Y3 Class Teachers



Year 4 Weekly Information w/b 12.1.26

Class Assemblies	Learning Lines	Reminder
<p>Just a reminder Year 4 Class Assemblies will be on:</p> <p>Wednesday 14 January – 4C</p> <p>Thursday 15 January – 4V</p> <p>Friday 16 January – 4B</p>	<p>Please can you support the children with learning their lines in preparation for their Class Assemblies this week.</p>	<p>Just a reminder that homework is set on a Tuesday and checked by your child's Class Teacher the following Tuesday.</p>

In English this week, the children will be learning the skills needed to write a diary entry including writing in the first person, using the past tense, and writing in chronological order.

In reading, they will continue their new class book, *the Iron Man*, with a focus on explaining the text. We have been introduced to the mysterious and powerful character in the first few pages and will start to imagine what adventures might follow as we get to know him.

This week's spelling words for spelling quiz on Tuesday 20.1.26:

For review:	imagine, length, often
Might be new:	possession, reign, straight
Can you do:	lightning, opportunity

In maths this week, we will be exploring multiplying by 100 and dividing by 10 and 100. We will notice how the digits move in the number, shifting places as we calculate, which will help us understand the value of each digit more clearly.

Please can you support your child with completing Times Table Rock Stars each night. It is also important the children complete a soundcheck at least once a week so we can track areas the children need support in.

Coming up in speedy maths (*indicates new learning):

w/b 13.1.25	*Know all tables mixed at speed. Continue simple number patterns Know pairs of numbers to 90. Add and subtract pairs of 2-digit numbers at speed.
w/b 20.1.25	*Know simple equivalent fractions Know all tables mixed at speed. Know pairs of numbers to 100. Continue simple number patterns

The children will be working on their speaking and listening skills developing their Class Assemblies. We can't wait to show you what we have been working on.

In PSHE, the children will continue with the 'changing me' jigsaw puzzle piece. This week, we will be learning about the inside changes that happen to our bodies as we grow older and go through puberty. During the lesson, the children will be using resources like the following:

On our journey to be adults, our bodies will change shape and grow bigger on the outside.
At the same time wonderful things are happening on the inside.
Boys have a bag of skin between their legs which holds the t_____
These grow bigger and start to make s____, tiny seeds which are needed to start a baby.
When they are needed these seeds are released through the p____
Inside a girl, low down between her hips, are two o_____
Stored inside these are lots of tiny e____
They start to be released, one at a time, into a tube that leads to the w____
This is a warm, safe space where a baby will grow if the egg joins with a sperm.
The womb is connected to an opening between the girl's legs by a passage called the v_____

Ovaries	Sperm	Vagina	Testicles	Eggs	Womb	Penis
---------	-------	--------	-----------	------	------	-------

In geography, the children will begin their new enquiry question: who lives in Antarctica?

In art, the children will be introduced to their new enquiry question: how do artists make objects look real? We will be using different types of pencils to experiment with light and shadow.

Is your child (or yourself) anxious about the High Ashurst residential trip?

Here's some steps you can take starting now to get them ready for a fun trip. Don't leave it all to the last minute, especially staying away from home. Doing activities plenty in advance allows you the chance to take small steps and try something again if it doesn't go to plan first time around.

You know your child best, so adapt their preparation to how much (or little) they need in advance.

They're worried about staying away from home...
Maybe they've already been to the Golden Hinde in Year 3.
Try play dates that extend to getting ready for bed and a late film. This replicates the Year 2 Sleepover and helps build confidence with getting changed before bed at High Ashurst.
Spend a night away from home at a relative's house. You could turn this into two steps by staying yourself for the first time.
Spend a night away from home at a friend's house.
You could have a night sleeping on roll mats and in sleeping bags, too (in their room, downstairs at home, at a friend's house), if they're worried about not having a bed to sleep in.

Golden Rules...

- Keep opportunities for discussion open so they know they can talk to you.
- Talk about the trip positively yourself. If you tell them or show them that you're worried, they'll pick up on that and please don't promise they can go home during the trip. We will always call you if needed but once that seed has been planted they won't forget.
- Emphasise all the fun they're going to have and what a great opportunity it is. So many people have never slept on a ship and they get to do it!
- Don't write them notes to look at on the trip. You can tell them you missed them and give them a big hug when they get back.
- Pack for the trip together. They'll know what they've got with them and how to fit it all back in their bag at home time.
- Talk to your child's class teacher about any concerns. We're very experienced with this trip and other residentials and are ready to support your child to have a great time away.

We'll be preparing them at school, too, by talking about what we will do on the trip, looking at photos, discussing how we can all support each other and answering as many of their questions as possible in the lead up. All the staff are already looking forward to a great adventure together.

Have a great week.

Miss Croucher, Mr Vidal and Mrs Beadle
Y4 Class Teachers



Year 5 Weekly Information w/b 12.1.26

Internal Clubs

This half term's internal clubs start from today, Monday 12 January 2026.

PE Kits

A reminder that children should bring their PE kits in on a Monday, even if their Games and PE lessons are scheduled for later in the week, please.
During the cold weather, it is particularly important for children to have a school fleece.

Homework

The first homework of this half term is due on Tuesday this week.
Please check and sign your child's Learning Journal to ensure they have completed 2 x MyMaths and a minimum 5 Spelling Shed exercises. They will also need to have completed the **first** One-Minute Read in their **Real Life Mysteries** booklet, alongside their daily reading.
The next TTRS Battle of the Bands starts on Tuesday – let's rock, Year 5!

In English this week, we will look in detail at the features of our report writing toolkit, focusing on the formal and factual style of the writing. We will be examining how to use formal language and adding detail with conjunctions and relative clauses.

We will be reading our class reading book, an abridged version of Shakespeare's Romeo and Juliet.

This week in class and on Spelling Shed we will look at the spelling pattern -able where the 'e' from the root word remains.

Our next One-Minute Read from tomorrow (and due next Tuesday 13.1.26) is **Real Life Mysteries 2**. Thank you for your continuing support with your child's homework.

The children will be having a spelling quiz on Tuesday 13.1.26 on these words:

For review:	centre, enough, heard
Might be new:	attached, competition, develop
Can you do?	achieve, curiosity

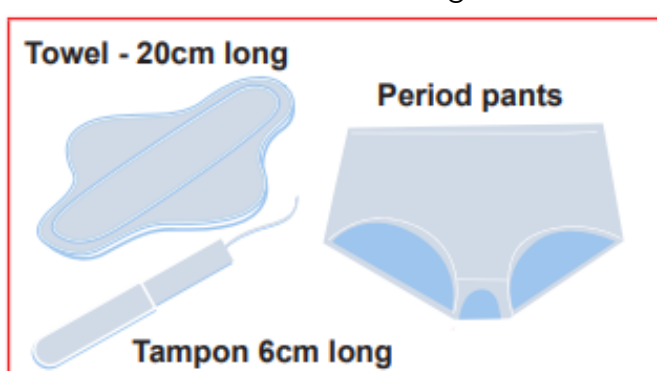
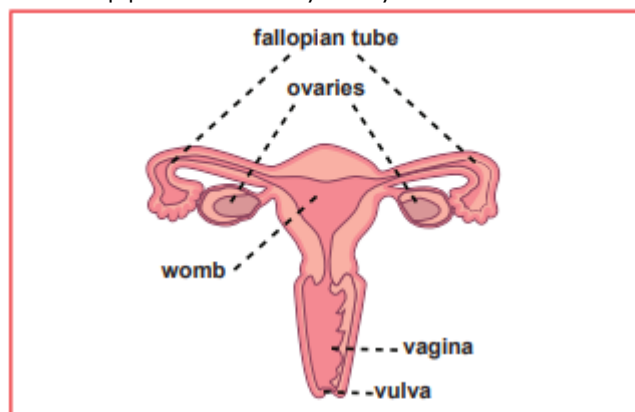
In maths, we will be practising short division, using the formal written method, up to dividing a 4-digit number by a 1-digit number. We will be dividing with remainders and using all of our knowledge to begin to make decisions regarding the most efficient or appropriate method to use in a range of contexts. Below is an example of the written method used to work out 826 divided by 2.

		4	1	3	
	2	8	2	6	

Our speedy maths will be:

w.b: 12.1.26	Subtract 2-digit from 3-digit numbers Add and subtract pairs of 2-digit numbers at speed. Know all tables to 12x12 including division facts at speed. Know pairs of numbers to 180. Convert cm to m and vice versa
w.b: 23.1.26	Use times tables to work out related multiplication and division questions Know all times tables to 12 x 12 including division facts at speed Subtract 2-digit from 3-digit numbers Convert l to ml and vice versa

In science this week, we will be thinking about how a girl's body changes during puberty. This will link with our PSHE topic of 'Changing Me'. The children will learn that puberty is a natural process that happens to everybody. Here are some of the resources we will be looking at in class:



Many thousands of eggs are stored in the ovaries. A woman will release one each month for most of her adult life. Most will not be fertilised, so they pass down the tube into the womb and out of the body through the vagina.

Girls and women need to soak up the menstrual flow as it comes out of the vagina. They use either special absorbent period pants, an absorbent towel which they wear in their pants or a tampon which they insert into the vagina. These need to be changed regularly.

Next week we will be learning more about how boys' bodies change during puberty. Due to timetable changes to accommodate our Young Voices Thrive Experience, our lesson covering conception will now be during w/b 2.2.26. A reminder that you have the option to withdraw your

child from the part of the PSHE lesson where we will discuss consent and alternative methods of conception such as IVF. This will be explained in an age-appropriate and sensitive way and the following slides will accompany the lesson:

Conception : (kun-SEP-shun)

Resources and key vocabulary used in this lesson

conception
sexual intercourse
fallopian tube
embryos
IVF
contraception
Fertilisation
cervix
pregnancy

the sperm would travel up through the cervix

In art, we will be learning about the contemporary British artist, Stephen Wiltshire as we start our new enquiry question 'How do artists help us to see the world around us?'. We will learn how this neurodivergent artist uses his unique abilities to draw breath-taking city skylines.

Our focus in history this term is the Windrush Generation. We will start by looking at the reasons for immigration and the vital role they played in rebuilding Britain after World War Two.

Have a wonderful week,

Miss Jenkins, Miss Penn and Mrs Temlett
Y5 Class Teachers



Year 6 Weekly Information w/b 12.1.26

Free Parent/Carers Wellbeing Support Service

The East Surrey YMCA has contacted us to offer parents and carers 1:1 support, aimed at empowering parents/carers with the tools and knowledge to create a supportive home environment, promoting better mental health for children. This is operated through self-referral. A short explanatory flyer is attached at the end of this week's Weekly Information.

Mock National Curriculum Tests (NCTs)

In order to help prepare the children for the NCTs in May, we will be holding mock tests on 26 and 27 January and 2 and 3 February. The primary aim of doing this is for the children to understand the processes involved, so it is less daunting in the summer. This has been well-received by the children in the past. More details will follow in due course.

PE kits

We have noticed that a number of the children do not have a full, correct PE kit in school with them. It is important, for hygiene and safety reasons that they change fully for PE.

The required kit is documented in our uniform policy that can be found on our [website](#).

Our day for PE and games is Friday.

In English this week, we will be practising some of the grammar and punctuation skills that ensure our writing is correct and consistent. We will revise the use of apostrophes for possession and contraction and look at the different word classes of words in sentences. We will focus on determiners (eg, a, an, the, some, this, etc) and prepositions (in, under, before, next to, during, etc).

In maths, we will be building on our knowledge of ratios from last week to understand scale factors and similar shapes. We will also solve word problems that use ratios. We will practise our arithmetic skills, aiming to work with precision and speed.

These are the words for the Spelling Quiz on Tuesday 20 January. Please take time to practise these with your child:

For review:	immediately, opportunity
Might be new:	determined, sincerely, thorough
Can you do?	existence, incidentally, noticeable

In DT, we will begin our new enquiry question, 'What makes a good bread roll?' We will look at why market research is carried out and what it can tell us, prior to carrying out our own research on the range of bread roll products available. Later in the term, we will design and make our own bread rolls.

In science, we will be investigating how fossils form, where minerals replace organic matter over time.

In geography, we will begin our new enquiry question, 'Does tourism have a positive impact on Mount Everest?' Initially we will be focusing on what mountains and mountain ranges are and how they are formed.

As outlined in last week's weekly information, in PSHE we be covering puberty as part of the 'Changing Me' topic.

Have a great week,

Mrs Bowe, Mr Gordon and Ms James
Y6 Class Teachers



YMCA | Here for young people
Here for communities
Here for you

Family Wellbeing Service

YMCA East Surrey's Community Wellbeing Team offers support to parents/carers whose children are experiencing challenges or difficulties with their emotional wellbeing and mental health.

The Family Wellbeing service helps families set goals and identify needs through 1:1 or group support. We empower parents with the tools and knowledge to create a more supportive home environment, promoting better mental health for children.

This service offers support to parents/carers in the following local authority areas:

- ▶ Epsom & Ewell / Elmbridge / Mole Valley - parents/carers with children aged 11-18

We work from YMCA centres in Mole Valley, Epsom and Tadworth. We also offer online support via Teams and in other community venues.

We accept self-referrals from parents/carers and direct referrals from professionals.

For more information or to discuss a referral, please get in touch.
E communitywellbeingteam@ymcaeast Surrey.org.uk
Or complete our [Family Wellbeing Service Contact Form](#)
www.ymcaeast Surrey.org.uk

f X @YMCAEastSurrey

Scan to get in touch >>



YMCA EAST SURREY
Registered office: YMCA East Surrey, Princes Road, Redhill, RH1 6JJ
Registered charity no. 1075028