



12 January 2026

Dear Parents/Carers,

## Reception Weekly Information – w/b 12.1.26

### PE

Please ensure that your child has a pair of royal blue tracksuit bottoms and a school fleece in their PE Kit as the weather is cold at the moment.

### Show and Tell

We will begin with **Squares** groups on **Friday**. More information is detailed below. Please ask your child which group they are in- they should know!

### Super Hero Lunch Day

We have a special Super Hero Themed lunch menu on Thursday!  
You can view the special menu [here](#) and order a lunch via Scopay.

### PTA Crazy Hair Day

Friday 16 January  
Please wear usual school uniform with 'crazy' hair. Suggested donation £1 to be collected at the gates or by using this QR code.



Our Second Hand Uniform Shop will be open on Thursday 15 January between 8.35am – 9.00am in the Club House. Please enter and exit via the South Gate. All items are priced at £1 each.

This month we have a Maths Workshop for Reception parents and carers. Mrs Vidal will be talking about how we help children to develop to strong foundations in maths, and what we look for in confident mathematicians in the Early Years.


Approaches to maths teaching have changed a lot in recent years – you may wonder how and why we use some of the things in the box to the right! Come along to find out about what's new and how you can make a real difference to your child's learning.

The workshop will be held on:

Monday 19.1.26 7.00 – 8.00 pm. Register [here](#).

Tuesday 20.1.26 8.45 – 9.45 am. Register [here](#).

Spaces will be limited to 35 attendees for the morning session, so sign up early to get your place!



As the weather is a little chillier at the moment please remember that leggings aren't part of our school uniform. Children can wear skirts or pinafore dresses with grey school socks or tights, or they can wear grey school trousers.

<p>Grey trousers or shorts (no denim, cord or leggings):</p> <ul style="list-style-type: none"> <li>Worn with plain grey socks, ankle length or below the knee (no trainer socks or tights with shorts)</li> </ul>	Generic
<p>Grey skirt or pinafore (no denim or cord):</p> <ul style="list-style-type: none"> <li>Length on or below the knee</li> <li>Worn with grey tights or plain grey socks, ankle length or below the knee (no trainer socks)</li> </ul>	Generic

### Learning Question of the week: What is diversity?

'All About Me' is our focus for learning this term and we are starting to think about what diversity means and why it is important for us to be respectful and show kindness towards others. We will share some stories which will include introducing the children to different cultures and nationalities. We will look at and talk about our clothing, skin colour, hair and other differences that make us special and unique. We will also start to look at maps and the information they can provide. Do you have any maps at home you could look at together?

From our Early Years curriculum the key skills we will focus on are:

- Blend sounds to read words.
- Compare quantities up to 10 in different contexts.
- Know that we are all different and that makes us special.
- Use words and phrases relating to time and location to share information.
- Correctly form all lower case letters.
- Move between platforms that are slightly spaced apart.
- Draw people using head, body, arms and legs and some additional details.
- Explore and investigate natural process relating to sounds and light.
- Keep a steady beat by clapping or tapping, or using instruments and sound makers.

#### Phonics

The children have all settled into their new Read Write Inc. Phonics groups. We have been very impressed with how much they have remembered and how they are being independent with applying their knowledge.

Practise reading words with single letter sounds with Joshua and Nell:

<https://tinyurl.com/2t34apkf>

<https://tinyurl.com/bdf9rxw>

If you are learning 'special friends', practise recognising and reading 'sh':



<https://tinyurl.com/c53ukbxv>

Practise reading red words:

<https://tinyurl.com/4ewjvt53>

#### Reading

Some words we learn to read are called 'red' words. These are words that are not decodable using our usual 'Fred Talk' method. We need to learn these by sight. We will be introducing new 'red' words each week and will put a sticker in your child's Learning Journal to let you know what they are.

Please practice recognising these words at home. They are words that you will often see in books.

This week's red word is:

**are**

## Concept Word

This week's concept word is: Few



**Help your child at home:** Put a nail file or a piece of sandpaper in the bag. Talk about it being rough. Spend a few minutes in the garden or in the park. Touch things and talk about whether they are rough.

Red words we have covered so far:

**I, my, the, you, said, your**

## Maths

In maths we continue to think about 'more than' and 'less than' as well as having a go at counting in 2s and 10s.

Less means a **smaller**, or littler amount.

More means a **bigger**, or greater amount.

Equal means **the same amount**

Which has **more**?

5

10

Red has **more than** blue because **10 is more than 5**.

Which has **more**?




5

4

Red has **more than** blue because **5 is more than 4**.

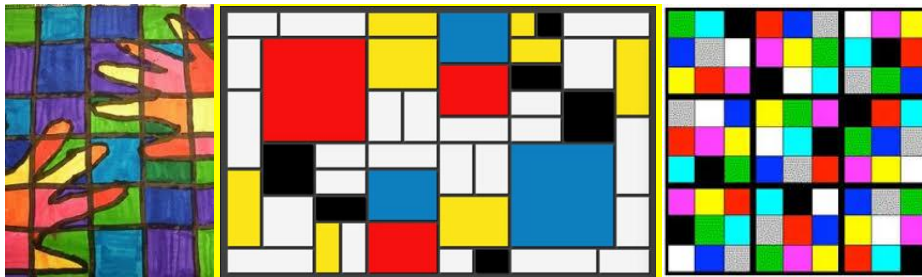
Which has **more**?



Use your counter to show which has **more** – red or blue

How many of each colour are there?

This week's shape is the 2D square. What art work can you make using squares?



## Show and Tell: Something I am good at

This week **Squares** groups from each class will begin our Show and Tell for this half term and the theme is 'something I am good at.'

Show and tell is an opportunity for each child to share something special with their class practising their speaking skills.

The rest of the class practise their listening skills and have the chance to ask questions too.

Your child might want to share a photo of them doing something they are good at, perhaps a hobby of theirs. They might have something they can bring in such as a certificate from a club they have attended or maybe they want to share something they have drawn or made because they are good at art.

These are just a few examples, but please feel free to send in something your child chooses. Photos can be emailed to [parents@stamford-green.surrey.sch.uk](mailto:parents@stamford-green.surrey.sch.uk) and should be labelled with your child's name and class in the in the subject bar.

We hope you have a lovely week,

Mrs Ball, Mrs Price and Miss Ocraft  
YR Class Teachers