



13 October 2025

Dear Parents/Carers,

Reception Weekly Information – w/b 13.10.25

Golden Books

Don't forget to return your child's Golden Book once you have shared their learning and written on the parent comment sticker at the end.

Lost Property

Please ensure that your **name stickers** are secure in the labels of your child's clothes as they do tend to come off after a while.

We have had several unnamed jumpers/cardigans in each classroom box which we are unable to return.

Thank you

The Year 6 children are very grateful for the letters they have received from their buddies in Reception. Thank you for supporting your children with this.

It was lovely to see so many parents at the meetings about supporting reading last week, we hope you found it useful. If you weren't able to make it to one of the sessions, please see the [phonics page](#) of the school website for ideas and information.

The partnership between school and parents/carers in helping the children to learn to read, is crucial. Every few minutes you spend at home enabling your child to practise the sounds they have learnt at school is setting them up for a lifetime of reading confidently. These early stages are so important and will determine how confident they feel in their reading as they move up through the school. If you need any support with this please contact your child's teacher. We are happy to help.

"Courage does not
always roar.
Sometimes courage is
the quiet voice at the
end of the day saying,
"I will try again
tomorrow.'"

- Mary Anne Radmacher

Learning Question of the week:

When is it safe to take risks like Jack?

This week '**Jack and the Beanstalk**' is our story focus. This is a story that lends itself very well to acting out and we will be using the repeated language during Exploration Time – we are expecting to hear a lot of 'Fee-Fi-Fo-Fum' in our indoor and outdoor classrooms as well as at Forest School this week!

From our Early Years curriculum, the skills we will focus on this week are:

- Writing letters with modelling and support.
- Reading all single-letter RWI Set 1 sounds.
- Counting and representing amounts to 5 using concrete resources and pictures.
- Drawing or making pictures which show familiar stories.
- Focusing attention on the person/thing being listened to.
- Knowing about the different areas of the school and what they are for.
- Understanding the importance of being kind and physically gentle with others.
- Using a scooter.
- Cutting using a fork to anchor and a knife to cut.

Phonics

The children are working hard in their Read Write Inc sessions. You can find out about the correct way to say the letter sounds here: <https://tinyurl.com/5n763fud>



Fred the frog can only speak in sounds – he can't say the whole word. Speaking like Fred helps children to understand that words are made up of sounds.

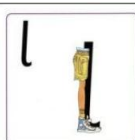
We have been practising 'Fred Talk' – you and your child can have a go at this Fred Game at home:

Fred's Farm: <https://tinyurl.com/y5hernxs>

Fred's body parts: <https://tinyurl.com/yt7nx9z2>

The sounds we are learning this week are l, h, r, j

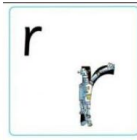
The sounds we have learnt so far are: u, b, f, e, m, a, s, d, t, l, n, p, g, o, c, k Please practice reading and writing these on your whiteboards at home.



Down the long leg.



Down the head, to his hooves and over his back.



Down the robots back and curl over his arm.



Down his body, curl, dot for his head.

Concept Word

This week's concept word is: **wide**




Ask your child if they were carrying lots of big things, would they need the door to be **wide** or not **wide**? Play with toy cars. Using empty food boxes, make gaps that are **wide** and not **wide** for the cars to go through.

Maths

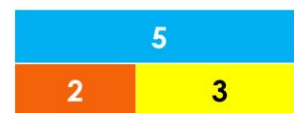


One more:



How many will we have with **one more**?

Parts and wholes:



In maths it's time to get to know the number **5**. As well as thinking about how to write the digit and how to count to 5 or count five objects, we will think carefully about where and how we might see 5 and what parts it is made of (i.e. five 'ones'; a three and a two etc). Can you find the number 5 when you are out shopping, or whilst looking in your kitchen cupboard? Do you know what 5 looks like on the dice or on dominoes?

Reading

Thank you for supporting your child by reading stories to them every day.

This is helping your child to develop their love of books and setting them up for a lifetime of reading.

Can your child spot any of the letters we have learnt so far, in their books at home?

For more things to think about when reading with your child watch this short video:

<https://tinyurl.com/8n34ryk4>



We hope you have a lovely week,

Mrs Ball, Miss Poole and Mrs Price
YR Class Teachers