



16 June 2025

Dear Parents/Carers,

## Reception Weekly Information – w/b 16.6.25

### Sun protection

Every child should have a sunhat in school every day.

Sunglasses are not part of the school uniform.

### Show and Tell

Is for the Dragonflies groups on Friday and the theme is 'something from an adventure.'

### Reminder

Please can you return ALL items of borrowed clothing, including underwear and socks. Thank you

What a fantastic time we had at Godstone Farm last week! We wanted to say a huge thank you to those Parents/Carers who gave up their time and came to help – we couldn't have done it without you. Thank you again to those who volunteered to come but weren't needed this time – your offer was greatly appreciated. We feel very lucky to have such a supportive community of families. Hopefully you will have a chance to go along with your child on their next Stamford Green adventure.

We are starting our new learning focus, which takes us "Around the World". In preparation for this, we would like the children to decorate a shoebox at home, which will be their suitcase for their journey around the World. Please see examples. As soon as your child's 'suitcase' is ready, please send it into school.



### Learning Question of the week: How is Mexico different from England?

Our learning focus for the next few weeks is 'Around the World.' We will be travelling by plane to visit some new and exciting places, beginning with Mexico. We will think about culture, food, music, animals and other elements from our chosen area of the world each week. We will draw comparisons between England and Mexico this week and think about cultural traditions and special places.

The skills and learning we will focus on are:

- Ensuring that letter formation is automatic and fluent.
- Writing for a range of reasons.
- Reflecting on what went well and what they might improve on their creations.
- Investigating the ways in which quantities can be distributed equally.
- Beginning to recognise the value of the digits in 2-digit numbers.
- Talking about countries that they are familiar with and sharing details that they know.
- Choosing specific vocabulary where appropriate.
- Being able to suggest the meaning of an unknown word in a book and giving a reason.
- Hitting a ball with a bat or racquet.

## Phonics

How many of these sounds does your child know on sight? Show them this grid and get them to tell you the sounds they make. If there are any that they don't read straight away, make a note and focus on practicing these, one at a time until they say it as soon as they see it.



By the children should confidently know and use the special friends we have been learning this term. You can find links to the sound videos at the end of this letter. Look out for these sounds in words – can you make your own word cards to practice with?

## Concept Word

This week's concept word is: tallest



### Help your child at home:

Talk about who is the tallest at school in your child's class. Who is the tallest of the people in your family? Have you got a collection of teddies? Which one is the tallest?

## Reading

This week's red words are:

**no, what**

All of the Red words which are taught in Reception have now been covered. We will be reteaching/ reviewing all of the Red words from the beginning. Please help your child to learn these at home. These are **all** of the words that have been covered this year:

**I, my, the, you, said, your, are, be, of, no, what, all, was, we, so, to, me**

If your child is confidently and automatically reading these red words, you may want to have a look at the next set of Red words which they will become more familiar with as they move up through the school:

### Red Words Set 1

I	the	my	you	said
your	are	be	of	no

### Red Words Set 2

what	all	was	we	so
to	me	call	her	there
want	go	old	some	he

### Red Words Set 3

does	tall	come	watch	who
were	brother	any	their	where
two	small	love	many	here
once	buy	worse	thought	talk
caught	bought	walk	could	anyone
would	great	son	water	should

## Maths

Sharing:

There are 2 groups of 3 sweets. The whole is 6.

How many are in each group?



In maths this week, we will start to think about sharing which will be the beginning of our learning about division. We will think about whether we can share an amount equally, and then think about the parts that make the whole. If there are 6 sweets and we share them equally between 2 friends, there are 2 groups of 3 and the whole is 6. We will think about what happens if the number is odd.

Sharing:



Can we share the counters equally? Talk to your partner.



Our theme for Show and Tell this half term is **'Something from an adventure.'**


This is a great opportunity for your child to reflect on an adventure they have shared with their family. They might like to share some photos of a special day, or bring in an artefact or souvenir which they found. Other examples of things they might like to do are make a model/paint a picture/write a diary entry/make a poster to represent a place they visited or an adventure they have been on. It really is up to them and the list is endless.

If your child's creation is too difficult to bring into school a photo will be a good way of sharing it. You can either print this off or email it to your child's class teacher. Show and Tell is for the

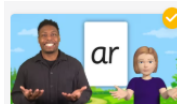
**Dragonflies groups on Friday.**

We hope you have a lovely week,

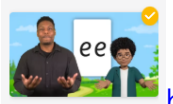
Mrs Ball, Miss Poole and Mrs Price



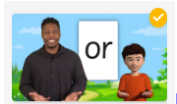
<https://tinyurl.com/3pdy9zu>



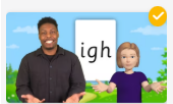
<https://tinyurl.com/488rfj98>




<https://tinyurl.com/3pfw8x7b>



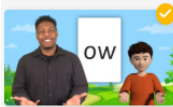
<https://tinyurl.com/ms8cfysr>



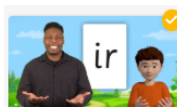
<https://tinyurl.com/y858r2ji>



<https://tinyurl.com/5cmh2tej>



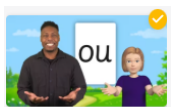
<https://tinyurl.com/2hmnkctk>




<https://tinyurl.com/yx6tj3cm>



<https://tinyurl.com/3vmaycey>



<https://tinyurl.com/znr2s86>



<https://tinyurl.com/yv3h6ar7>



<https://tinyurl.com/3e62wzhy>



## For your calendar:

**Wednesday 18.6.25**  
**9.30am – 11.00am**

Welcome meeting for September 2025 – new  
YR (Reception) Parents/Carers.

**PCTCs**

**Wednesday 25.6.26 and Monday 7.7.25**

Please remember to book an appointment for  
the upcoming PCTCs. Please see separate  
[letter](#) for information.

## Coming up soon:

June		
w/b Monday 16.6.25	-	Y5 Bikeability Level 2 Training – See message from SCC for details
Monday 16.6.25 – Friday 20.6.25	All week	Y6 Residential Visit – PGL Windmill Hill
Wednesday 18.6.25	9.30am – 11.00am	Welcome meeting for September 2025 – new YR (Reception) Parents/Carers
Wednesday 18.6.25	Morning and Afternoon	YN Theatre visit at school
Friday 20.6.25	8.45am – 9.45am	PTA Class Reps coffee morning with Mrs Druce Agenda: Next academic year
w/b Monday 23.6.25	-	Last week for Internal Clubs
Wednesday 25.6.25	All day	Y5 Roman Day and Portals to the Past workshop – More details to follow
Wednesday 25.6.25	9.15am – 10.15am	Open Morning for prospective families. Please book <a href="#">here</a> to visit our school and nursery
Wednesday 25.6.25	3.30pm – 6.30pm	YN – Y5 Parent/Carer and Teacher Consultations (PCTC) at school.

## Reminders for you:

### Second Hand Uniform

As we approach the end of the school year, demand for the Second Hand Uniform shop is slowing down. To save our volunteers' time, we will only be opening the shop on Wednesday 18 June and then again on Friday 4 July.

If you do need anything urgently, please email [PTA@stamford-green.surrey.sch.uk](mailto:PTA@stamford-green.surrey.sch.uk)

### Friday 20.6.25 8.45am – 9.45am

PTA Class Reps Coffee Morning with Mrs Druce

Agenda:  
PTA planning for the next academic year.

### Wednesday 25.6.25 9.15am – 10.15am

Open Morning for prospective families. Please book [here](#) to visit our school and nursery.

## PTA Sunflower Competition

The sunflower competition is ending soon. The deadline dates are listed below.

- Best drawing of a sunflower – Entries close on Monday 23 June, and the winner will be announced on Friday 27 June. Please hand your drawings to the member of staff welcoming you at the Gate, on or before Monday 23 June.
- Tallest sunflower – The winner will be announced on Friday 4 July. Entries for final measurement should be submitted to the PTA ([ptastamfordgreen@gmail.com](mailto:ptastamfordgreen@gmail.com)) on Monday 30 June via a photo with your sunflower and a tape measure showing its height, in centimetres please. You are able to enter one or both categories. Winners will receive a non-school uniform day for their class.