



5 May 2025

Dear Parents/Carers,

## Reception Weekly Information – w/b 5.5.25

**Class Open Times** are this week at 8.35am -9.00am:

**Wednesday 7.5.25**  
or  
**Thursday 8.5.25**

Please only attend one of the class open times, not both.

### Show and Tell

We will continue with **the old Circles** groups on **Friday**. More information detailed below.

Reception **class photographs** are this week:

**Thursday 8.5.25**

Please make sure your child is wearing their school jumper/cardigan

It has been wonderful to see the children enjoying learning about life cycles – what super thoughtful questions they have been asking! Being curious about new things is a vital foundation of learning and we're very proud to see so many children showing this every day in Reception.

We will be sending home Golden Books this week for you to see the wonderful work your child has been doing. Please write an encouraging comment on the sticker provided and return the Golden Book to school as soon as you can.

### PE day change

Please note that Reception will have their PE on a Thursday every week for the summer term. This is the same for all three classes. Please ensure that earrings are removed in the morning before school.

### Supporting your child with their speaking and listening skills

Speaking and listening skills are a key part of our learning in Reception as well as being key life skills which will benefit them at school, in relationships and in all aspects of their lives.

We encourage the children to engage in regular conversations and we ask them open-ended questions. We, as adults, can model good speaking and listening habits by taking turns and making eye contact as well as speaking in full sentences and using a range of vocabulary. We read stories together and discuss the characters and events, as well as making predictions and sharing our opinions. This helps the children to build their vocabulary and their confidence in speaking.



Developing these oracy skills at a young age helps children in lots of ways:

- Enables them to express their thoughts, needs and ideas clearly and confidently
- Helps them to build relationships and understand others' points of view
- Supports their thinking and understanding, which underpins all areas of learning
- Helps them to become confident readers and writers

- Enables them to talk about their emotions so that they can regulate themselves and build resilience

### Learning Question of the week: What is the lifecycle of a frog?

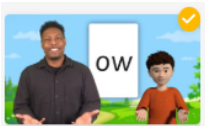
This week we will be continuing to learn about 'The World Around Us', continuing to think about life cycles. We will focus on the lifecycle of a frog, thinking about the changes they go through and how we can record these.

The key skills and learning we will focus on are:


- Saying and writing a short sentence using Fred fingers where needed
- Naming and describing animals and the environment in which they live
- Talking about what they are going to make before starting
- Colouring pictures and shapes with control, staying inside the lines when using pencils, pens and paintbrushes
- Reading RWI Set 2 digraphs (At least 10 special friends)
- Explaining links and connections that they have made
- Coming back to a tricky task on another day to have another try
- Exploring numerical patterns in the number system including odds and evens and doubles
- Throwing and catching a range of small and large balls and objects

### Phonics


How are you getting on with learning the new special friends? How many can you read now?



<https://tinyurl.com/2hmnkctk>



<https://tinyurl.com/3vmaycey>



<https://tinyurl.com/yv3h6ar7>

### Reading

This week's Red word:

**Me**

These are the Red words we have covered so far:

**I, my, the, you, said, your, are, be, of, no, what, all, was, we, so, to**

### Concept Word

This week's concept word is: **second**

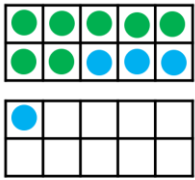


**Help your child at home:** place small food items (grapes, berries, raisins and mini biscuits) on the table. Talk about the order in which they will be eaten: 'This one first and this one second.'

## Maths

This week, we will continue to look at 2-digit numbers and look again at number bonds to 10. We'll also start thinking about what happens when we add two parts that make a whole greater than 10 – looking at the different meaning of the two digits in 2-digit numbers.


**Adding to more than 10:**



Will we need both tens frames?

$7 + 4 = 11$

**Do you know parts of 10?**



How many of ten's blocks are hidden?

$6 + 4 = 10$

## Show and Tell: Something I have made

Our theme for Show and Tell this half term is **'something I have made'**.

This is a great opportunity for your child to learn about the world around them and to get busy making – try to allow your child to come up with their own idea so that they enjoy the process. For example – your child might like to: make a factual poster about jungle animals/write a story/ build a vehicle using junk modelling/ collage/ paint/ make puppets/prepare some food etc. The list is endless!

If your child's creation is too difficult to bring into school a photo will be a good way of sharing it. You can either print this off or email it to your child's class teacher, via [parents@stamford-green.surrey.sch.uk](mailto:parents@stamford-green.surrey.sch.uk)

Show and Tell is for the **old Circle groups on Friday**

We hope you have a lovely week,

Mrs Ball, Miss Poole and Mrs Price



## For your calendar:

**Class Open Times** are this week at 8.35am - 9.00am:

**Wednesday 7.5.25**  
or  
**Thursday 8.5.25**

Please only attend one of the class open times, not both.

**Friday 2.5.25**  
**8.50am – 9.50am**

Coffee Morning for families whose children have a Special Educational Need or Disability (SEND).

## Coming up soon:

Month	Time	Event
<b>May</b>		
Monday 5.5.25	-	Bank Holiday – School and Nursery closed
Wednesday 7.5.25	8.35am – 9.00am	YN to Y6 Class Open Time – Option 1

Wednesday 7.5.25	-	Class photographs for YN, Y5 and Y6
Thursday 8.5.25	8.35am – 9.00am	YN to Y6 Class Open Time – Option 2
Thursday 8.5.25	-	Class photographs for YR, Y1, Y2, Y3 and Y4
Monday 12.5.25 - Thursday 15.5.25	-	Y6 National Curriculum Tests
Wednesday 14.5.25	2.15pm – 3.00pm	Y1 – Sports Afternoon with families welcome to join at 2.15pm
Thursday 15.5.25	2.15pm – 3.00pm	Y2 – Sports Afternoon with families welcome to join at 2.15pm
Friday 16.5.25	2.15pm – 3.00pm	Y5 – Sports Afternoon with families welcome to join at 2.15pm
Saturday 17.5.25	See Colour Run Letter	PTA Colour Run Event

## Reminders for you:

### Sports Afternoons

Please arrive via the East and West Gate at 2.15pm as we do not have the capacity to admit people at multiple times. Please be aware that once you are on site, the gates will be locked to ensure the children's safety and you will not be able to leave until the children are dismissed at the end of the day. Children participating in the Sports Afternoon will be dismissed to you on the field and siblings will be brought up to the field too, unless the event has finished in time for you to collect them as normal.

#### Important Reminder

When parents/carers watch their child play at a sporting fixture with other schools, they are ambassadors for Stamford Green. We want parents/carers to be able to watch their child play so this means that everyone in attendance needs to imbue our school values so that events are not closed to parents/carers.

For clarity, this means not taking photos of other children, not vaping and not encouraging aggressive play.

The referees are volunteers, sometimes children, so supporting them, even if your opinion differs is important, because without the volunteer referees there would not be an event for your child.

#### Class Open Time – East Gate

We offer two options for parents/carers to attend, please only attend of them.

If you are **not** attending, please let the other parents/carers go through the gate before saying goodbye and letting your child go.

This is to help us make sure unaccompanied children get through the gate safely.

#### Class Photos

Photographs take place on Wednesday and Thursday. Please see the dates above for details of which classes are on which days. Please ensure your child is wearing the correct school uniform with a logo on the t-shirt, sweatshirt or cardigan, no PE fleeces. If they have the Golden Jumper or t-shirt, please could you send in a blue school sweatshirt or cardigan and white logoed t-shirt as well, thank you.

Please note, school t-shirts should be worn with a grey skirt/trousers and not a summer dress patterned skirt or shorts.