



28 April 2025

Dear Parents/Carers,

Nursery Weekly Information – w/b 28.4.25

Class Open Time Next Week 8.35am-9.00am

Please come at normal drop off time in the morning on either

Wednesday 7 May
Or
Thursday 8 May

To look through your child's Discovery Folder.

Golden Book Week

The children will be busy creating two items for their Golden Book.

We will send them home next week so that you can have a look at what they have been up to.





Class Photo

Nursery's class photograph is being taken on

Wednesday 7 May

This week we are:

- Continuing our new theme 'Whatever Next'.
- We are making music and singing.
- Reading and enjoying our story Whatever Next.
- Continuing our RWI phonics sessions for our older children and naming the picture cards
- We are building rockets using our large outdoor equipment.
- Having a pretend tea party on the moon with the bear.

Two year olds	3-4 year olds
<p>Developing listening and attention through singing and games.</p> <p>Singing songs from our song sack.</p>	<p>New picture cards</p> <div style="display: flex; justify-content: space-around; align-items: center;"> <div style="text-align: center;">  <p><small>Around the apple and down the leaf.</small></p> </div> <div style="text-align: center;">  <p><small>Mountains: Maisie, mountain, mountain.</small></p> </div> <div style="text-align: center;">  <p><small>Slither down the snake.</small></p> </div> <div style="text-align: center;">  <p><small>Roar: d-d-d-dinosaur. Handwrite: Round his bottom, up his tail neck, down to his feet.</small></p> </div> </div>
	<p>A - apple S - snake M - maisie mountain D - dinosaur</p>

Our skill of the week:

This week we are developing our skill using one handed tools and equipment including scissors, spades, and tweezers.





Reading Focus:

During our 1:1 reading sessions with the children we are recognizing and naming the picture cards for a, s, m and d. our younger children are spotting the first letter of their name.

Zones of Regulation:

Over the next few weeks we will be gradually introducing the children to the four colours which link to the Zones of Regulation. We will start to think about our emotions and which zone we think it might belong to. This will support children to identify their own emotions and how we can regulate ourselves.

The ZONES of Regulation™

			
BLUE ZONE Sad Sick Tired Bored Moving Slowly	GREEN ZONE Happy Calm Feeling Okay Focused Relaxed	YELLOW ZONE Frustrated Worried Silly/Wiggly Excited Loss of Some Control	RED ZONE Mad/Angry Terrified Elated/Ecstatic Devastated Out of Control

This week's concept words:

2 year olds

This week's concept word is: **more**

Help your child at home:

Using several cups, pour water from one to another and talk about which one has more.

3 and 4 year olds

This week's concept word is: **near**

Help your child at home:

Play 'Grandmother's Footsteps'. One person turns away at one end of the room. The others have to creep up behind them. The first person looks around suddenly and sees whether anyone is moving. If they are moving, they have to start again. How near can you get?

Handy Hints

This week we take a look at a few tips to help with toilet training.

To make toilet training smoother, focus on positive reinforcement, establish a routine, and prepare your child for the changes. Praise your child for trying and for using the potty or toilet, even if they don't immediately succeed. Create a routine that incorporates toilet breaks, especially after meals, naps, and before bedtime. Prepare your child by showing them how to use the potty or toilet,

choosing comfortable clothing, and allowing them to play with the potty or toilet before starting training.

Be patient: Toilet training takes time, and there will be setbacks.

Stay calm during accidents: Handle accidents without making a fuss to avoid creating negative associations.

The NHS website has some further tips and tricks should you want some more information.

<https://www.nhs.uk/baby/babys-development/potty-training-and-bedwetting/how-to-potty-train/>

Have a lovely week,

Mrs Frost and Mrs Hughes
Nursery Class Teachers



For your calendar:

Monday 5.5.25

Bank Holiday – School and Nursery closed.

Friday 2.5.25 8.50am – 9.50am

Coffee Morning for families whose children have a Special Educational Need or Disability (SEND).

Coming up soon:

April		
w/b Monday 28.4.25	-	Internal clubs start
w/b Monday 28.4.25	-	Golden Book Week
Wednesday 30.4.25	7.00pm	Drama club performance of High School Musical - Option 1
May		
Thursday 1.5.25	7.00pm	Drama club performance of High School Musical – Option 2
Friday 2.5.25	8.50am – 9.50am	Coffee morning for families whose children have a Special Educational Need or Disability (SEND)
Monday 5.5.25	-	Bank Holiday – School and Nursery closed
Wednesday 7.5.25	8.35am – 9.00am	YN to Y6 Class Open Time – Option 1
Wednesday 7.5.25	-	Class photographs for YN, Y5 and Y6
Thursday 8.5.25	8.35am – 9.00am	YN to Y6 Class Open Time – Option 2
Thursday 8.5.25	-	Class photographs for YR, Y1, Y2, Y3 and Y4

Reminders for you:

Internal Clubs

Clubs start w/b 28.4.25.

Please remember to let the school know if your child is unable to make a session so the registers can be updated.

Thank you.

PTA Second Hand Uniform Sales – every Friday morning 8.30am – 9.00am

In the Club House
Every item is £1.00

Both cash and card payments welcome.

If you are coming from the West Gate, please ask a member of staff on duty to bring you to the South Gate. Unfortunately, you will not be able to access the West Gate to leave school afterwards. We are looking for more volunteers so that West Gate access is possible at the end too.

Class Photos

Photographs take place next Wednesday and Thursday. Please see the dates above for details of which classes are on which days.

Please ensure your child is wearing the correct school uniform with a logo on the t-shirt, sweatshirt or cardigan, no PE fleeces. If they have the Golden Jumper, please could you send in a blue school sweatshirt or cardigan as well, thank you. Please note, school t-shirts should be worn with a grey skirt/trousers and not a summer dress patterned skirt or shorts.